

SCFI Rahoituspalvelut Ltd
Monthly Investor Report

Cover Sheet Monthly Investor Report



Reporting Date	29.08.2016				
Payment date	25.08.2016			Following payment dates:	26.09.2016
Period No	21				25.10.2016
Monthly Period	Jul 2016			Fixed rate	= 30/360 days
Interest Period	from 25.07.2016		to	25.08.2016	= 31 days
Cut-Off date	31.07.2016				

Index

	Page
1 Portfolio Information	1
2 Amount Due for Distribution	2
3 Reserve Accounts	3
4 Performance Data	4
5 Outstanding Notes	5
6 Counterparty Ratings, Trigger Levels and Consequences	6
7 a Original Principal Balance	7
7 b Original PB (Graph)	8
8 a Outstanding principal Balance	9
8 b Outstanding PB (Graph)	10
9 a Geographical Distribution	11
9 b Geographical (Graph)	12
10 a Interest Rate	13
10 b Interest Rate (Graph)	14
11 a Remaining Terms	15
11 b Remaining Terms (Graph)	16
12 a Seasoning	17
12 b Seasoning (Graph)	18
13 a Balloon loans as % of other loans	19
13 b Balloon loans as % of other loans (Graph)	20
14 a Loans per borrower	21
14 b Loans per borrower (Graph)	22
15 a Amortization Profile	23
15 b Amortization Profile (Graph)	24
16 a Payment Holidays	25
16 b Payment Holidays (Graph)	26
17 a Downpayment	27
17 b Downpayment (Graph)	28
18 a Vehicle Condition	29
18 b Vehicle Condition (Graph)	30
19 a Borrower Type	31
19 b Borrower Type (Graph)	32
20 a Vehicle Type	33
20 b Vehicle Type (Graph)	34
21 a Restructured Loans	35
21 b Restructured Loans (Graph)	36
22 Dynamic Interest Rate	37
23 Dynamic Pre-Payment	38
24 Dynamic Delinquency	39
25 Defaults, Recoveries and Losses by Quarter of Default	40
26 Priority of Payments Pre-Enforcement	41
27 Transaction Costs	42
28 Contact Details	43

SCFI Rahoituspalvelut Ltd
Monthly Investor Report

1. Portfolio Information



Reporting Date	29.08.2016	
Payment date	25.08.2016	
Period No	21	
Monthly Period	Jul 2016	Fixed rate = 30/360 days
Interest Period	from 25.07.2016	to 25.08.2016 = 31 days

	Current Period	Previous Period
	Aggregated Outstanding Principal Amount	Aggregated Outstanding Principal Amount
Outstanding receivables		
Opening balance	175 020 461,05 EUR	187 002 569,80 EUR
Scheduled Loan Principal Repayments	5 196 918,04 EUR	5 666 514,02 EUR
Prepayments	5 603 864,85 EUR	6 144 177,09 EUR
Deemed Collections - Other	- EUR	- EUR
Total Principal Payments Received	10 800 782,89 EUR	11 810 691,11 EUR
New Defaulted Auto Loans in Period	45 032,24 EUR	171 417,64 EUR
Closing Balance	164 174 645,92 EUR	175 020 461,05 EUR
Total revenue collections		
Revenue and fees received on loan balances	771 229,89 EUR	850 099,71 EUR
Recoveries on loans in default	373 145,11 EUR	109 426,68 EUR
Total Revenue Received in Period	1 144 375,00 EUR	959 526,39 EUR
# Loans		
At beginning of period	18 893 Loans	19 718 Loans
Paid in Full	812 Loans	810 Loans
Repurchased (Deemed Collections)	- Loans	- Loans
New loans into default	6 Loans	15 Loans
At end of period	18 075 Loans	18 893 Loans

SCFI Rahoituspalvelut Ltd
Monthly Investor Report

2. Amount Due for Distribution



Reporting Date	29.08.2016		
Payment date	25.08.2016		
Period No	21		
Monthly Period	Jul 2016	Fixed rate	= 10/360 days
Interest Period	from 25.07.2016	to 25.08.2016	= 31 days

Purchaser Available Distribution Amount

Current Period

Previous Period

a. Collections (Principal, interest, and fee etc)	11 942 142 EUR
b. Stamp Duty, Taxes, Liabilities etc. Paid by the Seller to the Purchaser	0 EUR
c. Default, Interest, Indemnities etc Paid by the Seller to the Purchaser	0 EUR
d. Other amounts Paid by the Seller to the Purchaser	0 EUR
e. Interest Earned by the Purchaser	0 EUR
f. Other amounts received by the purchaser	0 EUR
Total Amount for Purchaser Available Distribution Amount	11 942 142 EUR

12 767 312 EUR
0 EUR
0 EUR
0 EUR
0 EUR
0 EUR
12 767 312 EUR

Issuer Available Distribution Amount

a. Amounts due to Issuer from Purchaser under the Loan Agreement	11 871 420 EUR
b. Reserve Fund	3 423 126 EUR
c. Interest Earned by the Issuer	0 EUR
d. Other amounts received by the issuer	0 EUR
Total Amount for Issuer Available Distribution Amount	15 294 546 EUR

12 687 586 EUR
3 550 596 EUR
0 EUR
0 EUR
16 238 181 EUR

SCFI Rahoituspalvelut Ltd
Monthly Investor Report

3. Reserve Accounts



Reporting Date	29.08.2016				
Payment date	25.08.2016				
Period No	21				
Monthly Period	Jul 2016		Fixed rate	=	30/360 days
Interest Period	from 25.07.2016	to	25.08.2016	=	31 days

Note Balance

Beginning of Period	175 020 461,05	EUR
End of Period	164 174 645,92	EUR

Reserve Fund

	in %	
Beginning of Period	0,9 %	1 553 100,00 EUR
Cash Outflow		1 553 100,00 EUR
Cash Inflow		1 553 100,00 EUR
End of Period	0,9 %	1 553 100,00 EUR
Required Reserve Amount	0,9 %	1 553 100,00 EUR

Liquidity Balance

Beginning of Period	1,1 %	1 870 025,70 EUR
Cash Outflow		1 870 025,70 EUR
Cash Inflow		1 750 204,61 EUR
End of Period	1,0 %	1 750 204,61 EUR
Required Reserve Amount	1,0 %	1 750 204,61 EUR

Servicer Advance Reserve Fund

Beginning of Period	100 000,00	EUR
Cash Outflow	-	EUR
Cash Inflow	-	EUR
End of Period	100 000,00	EUR
Required Reserve Amount	100 000,00	EUR

Set-off from Deposits

No borrowers whose loans were sold to SCFI Rahoituspalvelut held deposits with Santander Consumer Finance OY. The risk of set-off from deposits is therefore zero.

We hereby confirm that the Seller confirms its ongoing retention of a net economic interest of at least 5% in accordance with Article 405 of the CRR and Article 51 of the AIFMR

SCFI Rahoituspalvelut Ltd
Monthly Investor Report

4. Performance Data



Reporting Date	29.08.2016				
Payment date	25.08.2016				
Period No	21				
Monthly Period	Jul 2016	Fixed rate	=	30/360 days	
Interest Period	from 25.07.2016	to 25.08.2016	=	31 days	

Asset Balance

Beginning of Period	175 020 461,05	EUR
End of Period	164 174 645,92	EUR

Portfolio Performance:

	EUR	%	# loans
Performing Receivables:			
Current	147 197 085,33	89,66 %	16 369
1-29 days past due	13 967 270,86	8,51 %	1 401

Delinquent Receivables:

30-59 days past due	2 056 049,65	1,25 %	213
60-89 days past due	434 113,98	0,26 %	44
90-119 days past due	385 039,17	0,23 %	33
120-149 days past due	102 147,59	0,06 %	10
150-179 days past due	32 939,34	0,02 %	5
Total Performing and Delinquent	164 174 646	100,00 %	18 075

Current Period Defaults	45 032,24	6
Cumulative Defaults	3 686 012,99	305
Current Period Recoveries	373 145,11	
Cumulative Recoveries	2 919 655,84	

Principal Deficiency Trigger Event, where [A] > [B * 9%]

NO

[A] [1] - [2] - [3]	(1 553 100,00)
Note Principal Closing Balance [1]	164 174 645,92
Reserve Fund Amount [2]	1 553 100,00
Aggregate Outstanding Asset Principal Amount [3]	164 174 645,92
[B] Initial Aggregate Outstanding Note Principal Amount	517 700 000,00

SCFI Rahoituspalvelut Ltd
Monthly Investor Report

5. Outstanding Notes



Reporting Date	29.08.2016	
Payment date	25.08.2016	
Period No	21	
Monthly Period	Jul 2016	Fixed rate = 30/360 days
Interest Period	from 25.07.2016	to 25.08.2016 = 31 days

1. Note Balance

	All Notes	Class A	Class B	Class C	Class D	Class E	Class F
General Note Information							
ISIN Code		XS1116626141	XS1116626497	XS1116626653	XS1116626810	XS1116626901	XS1116627115
Currency		EUR	EUR	EUR	EUR	EUR	EUR
Initial Tranching	100 %	85,5 %	8,4 %	1,3 %	1,4 %	1,6 %	1,8 %
Legal Final Maturity Date		25.09.2023	25.09.2023	25.09.2023	25.09.2023	25.09.2023	25.09.2023
Rating (Fitch/Moody's)		AAA / AAA	AA/Aa2	A+/A2	A/Baa1	BB+/Ba1	Not rated
Initial Notes Aggregate Principal Outstanding Balance	517 700 000,00	442 800 000,00	43 500 000,00	6 700 000,00	7 200 000,00	8 200 000,00	9 300 000,00
Initial Nominal per Note		100 000,00	100 000,00	100 000,00	100 000,00	100 000,00	100 000,00
Initial Number of Notes per Class	5177	4428	435	67	72	82	93
Current Note Information							
Class Principal Outstanding Opening Balance	175 020 461,05	100 120 461,05	43 500 000,00	6 700 000,00	7 200 000,00	8 200 000,00	9 300 000,00
Available Distribution Amount	15 294 545,75						
Amortisation	10 845 815,13						
Redemption per Class	10 845 815,13	10 845 815,13	-	-	-	-	-
Redemption per Note		2 449,37	-	-	-	-	-
Class Principal Outstanding Closing Balance	164 174 645,92	89 274 645,92	43 500 000,00	6 700 000,00	7 200 000,00	8 200 000,00	9 300 000,00
Current Tranching	100 %	54,38 %	26,50 %	4,08 %	4,39 %	4,99 %	5,66 %
Current Pool Factor		0,20	1,00	1,00	1,00	1,00	1,00

2. Payments to Investors per Note

	All Notes	Class A	Class B	Class C	Class D	Class E	Class F
Interest rate Basis: 1-M EURIBOR / Spread		(30/360)	(30/360)	(30/360)	(30/360)	(30/360)	(30/360)
Day Count Convention							
Interest Days	31						
Principal Outstanding per Note Beginning of Period		22 610,76	100 000,00	100 000,00	100 000,00	100 000,00	100 000,00
>Principal Repayment per note		2 449,37	-	-	-	-	-
Principal Outstanding per Note End of Period		20 161,39	100 000,00	100 000,00	100 000,00	100 000,00	100 000,00
>Interest accrued for the period		8,89	62,50	83,33	145,83	291,67	583,33
Interest Payment	72 151,55	39 380,71	27 187,50	5 583,33	10 500,00	23 916,67	54 250,00
Interest Payment per Note		8,89	62,50	83,33	145,83	291,67	583,33

3. Credit Enhancements

Initial total CE (Subordination, Reserve)		15,97 %	7,57 %	6,27 %	4,88 %	3,30 %	1,50 %
Current CE (incl. Excess Spread)		53,18 %	26,68 %	22,60 %	18,21 %	13,22 %	7,56 %
Current CE (excl. Excess Spread)		47,63 %	21,14 %	17,06 %	12,67 %	7,68 %	2,01 %

SCFI Rahoituspalvelut Ltd
Monthly Investor Report

6. Counterparty Ratings, Trigger Levels and Consequences



Reporting Date 29.08.2016
 Payment date 25.08.2016
 Period No 21
 Monthly Period Jul 2016 to Fixed rate = 30/360 days
 Interest Period : 25.07.2016 to 25.08.2016 = 31 days

		Rating Triggers									
		Short Term				Long Term					
		Fitch		Moody's		Fitch		Moody's			
Transaction Role	Counterparty	Criteria	Current	Criteria	Current	Criteria	Current	Criteria	Current	Trigger breached?	Summary of Contractual Requirements if Rating Trigger Breach
Issuer	SCFI Rahoituspalvelut Ltd		No rating		No rating		No rating		No rating	N/A	
Seller	Santander Consumer Finance Oy		No rating		No rating		No rating		No rating	N/A	
Servicer	Santander Consumer Finance Oy		No rating		No rating		No rating		No rating	N/A	
Servicer's Owner	Santander Consumer Finance	N/A	F2	N/A	P-2	BBB -	A- Outlook stable	Baa3	A3	No	Banco Santander S.A. undertakes in the Servicing Agreement to act as Back-Up Servicer Facilitator, which will require it to (i) select a bank or financial institution having the requirements set out in the Servicing Agreement and willing to assume the duties of a successor servicer in the event that a Servicer Termination Notice is delivered, (ii) review the information provided to it by the Servicer under the Servicing Agreement, (iii) enter into appropriate data confidentiality provisions and (iv) notify the Servicer if it requires further assistance.
Transaction Account Bank	BNP Paribas	F1	F1	P-1	P-1	A	A+	A2	A1	No	The Issuer and the Purchaser shall (with the prior written consent of the Note Trustee) arrange for the transfer (within 30 calendar days) of: (i) in relation to the Issuer, the Issuer Secured Accounts and all of the funds standing to the credit of the Issuer Secured Accounts; and (ii) in relation to the Purchaser, the Purchaser Transaction Account and all funds standing to the credit of the Purchaser Transaction Account, to another bank that meets the applicable Required Ratings.
Collections Account Bank	Skandinaviska Enskilda Banken	F1	F1+	P-1	P-1	A	AA-	A2	Aa3	No	The Servicer shall (with the prior written consent of the Note Trustee) use reasonable endeavours to arrange for the transfer (within 30 calendar days) of the Issuer Collections Account and all of the funds standing to the credit of the Issuer Collections Account to another bank which meets the Required Ratings.

**SCFI Rahoituspalvelut Ltd
Monthly Investor Report**

7.a Original Portfolio Principal Balance



Reporting Date	29.08.2016		Fixed rate	=	30/360 days
Payment date	25.08.2016				
Period No	21				
Monthly Period	Jul 2016				
Interest Period	from	25.07.2016	to	25.08.2016	= 31 days

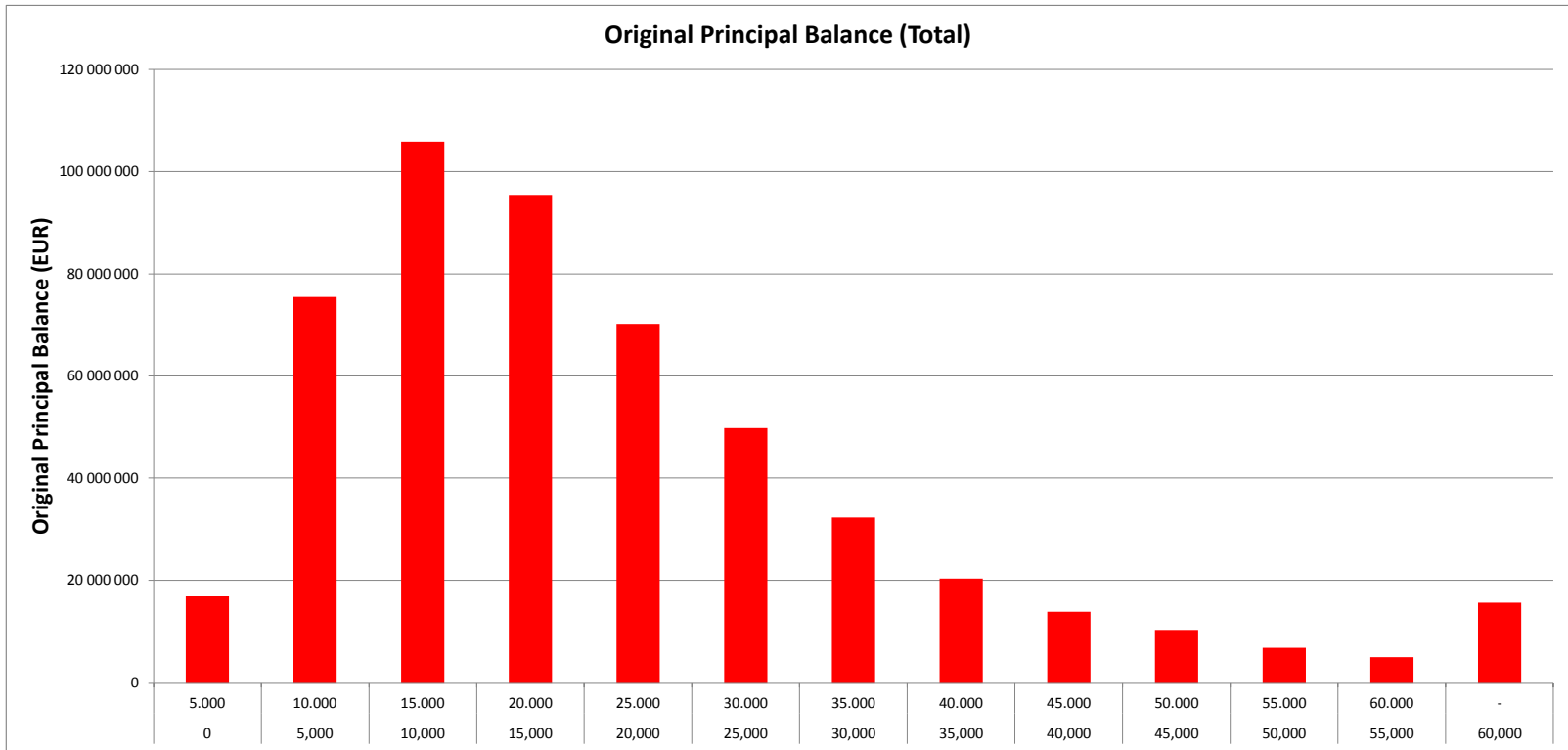
Average amount - all: 14 163

	TOTAL								
	Min	Max	No	Original balance	%	WA mounths to maturity	WA seasoning		
Original balance	0	5.000	4 971	16 929 311	3,3 %	17,2	4,8		
	5 000	10.000	10 013	75 493 593	14,6 %	27,2	9,3		
	10 000	15.000	8 571	105 870 475	20,5 %	32,1	10,7		
	15 000	20.000	5 527	95 434 194	18,4 %	33,8	11,1		
	20 000	25.000	3 144	70 188 299	13,6 %	33,8	11,2		
	25 000	30.000	1 828	49 772 127	9,6 %	33,9	11,0		
	30 000	35.000	1 001	32 254 610	6,2 %	34,1	10,7		
	35 000	40.000	545	20 314 865	3,9 %	34,6	11,5		
	40 000	45.000	326	13 829 734	2,7 %	34,0	10,4		
	45 000	50.000	217	10 271 482	2,0 %	34,7	10,5		
	50 000	55.000	129	6 747 918	1,3 %	33,5	9,9		
	55 000	60.000	86	4 937 713	1,0 %	36,0	9,9		
	60 000	-	190	15 572 073	3,0 %	36,5	9,8		
	Total			36 548	517 616 394	100 %			

SCFI Rahoituspalvelut Ltd
Monthly Investor Report

7.b Original Principal Balance Graph

Reporting Date	29.08.2016		Fixed rate	=	30/360	days
Payment date	25.08.2016					
Period No	21					
Monthly Period	Jul 2016					
Interest Period	from 25.07.2016	to 25.08.2016		=	31	days



SCFI Rahoituspalvelut Ltd
Monthly Investor Report

8.a Outstanding Principal Balance



Reporting Date	29.08.2016				
Payment date	25.08.2016				
Period No	21				
Monthly Period	Jul 2016		Fixed rate	=	30/360 days
Interest Period	from 25.07.2016	to 25.08.2016		=	31 days

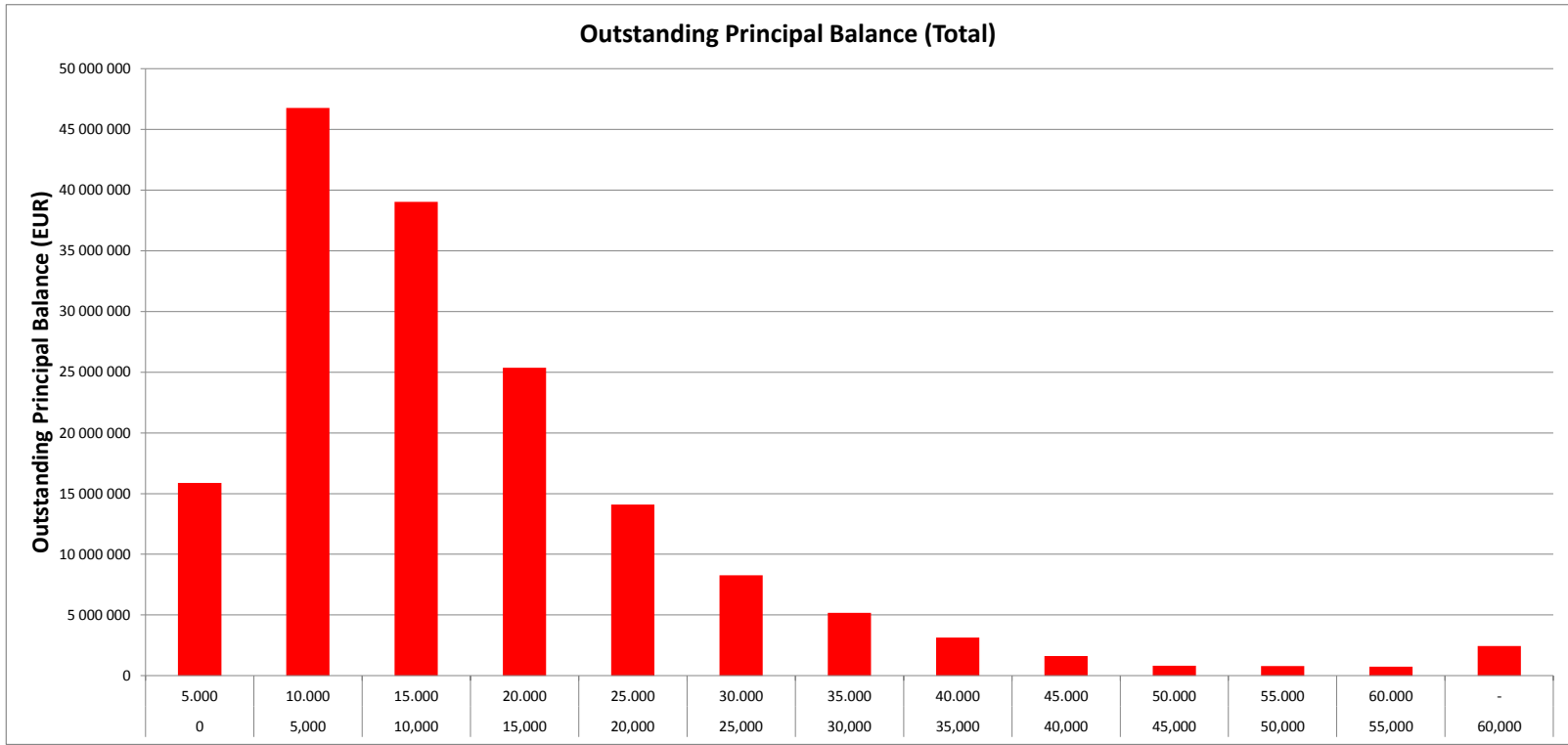
Average amount - all: 9 083

	TOTAL						
	Min	Max	No	Outstanding balance	%	WA months to maturity	WA seasoning
	0	5.000	5 714	15 870 317	9,7 %	19,4	29,1
	5 000	10.000	6 370	46 782 493	28,5 %	28,9	28,4
	10 000	15.000	3 207	39 046 498	23,8 %	30,7	28,0
	15 000	20.000	1 480	25 379 882	15,5 %	31,1	27,8
	20 000	25.000	638	14 099 018	8,6 %	31,7	27,6
	25 000	30.000	305	8 282 681	5,0 %	31,2	27,7
	30 000	35.000	161	5 185 696	3,2 %	31,7	27,4
	35 000	40.000	85	3 150 579	1,9 %	32,1	27,5
	40 000	45.000	38	1 607 004	1,0 %	33,0	27,3
	45 000	50.000	17	809 096	0,5 %	33,7	25,9
	50 000	55.000	15	781 288	0,5 %	30,8	27,8
	55 000	60.000	13	742 946	0,5 %	35,0	25,5
	60 000	-	32	2 437 149	1,5 %	32,2	27,7
Total			18 075	164 174 646	100 %		

SCFI Rahoituspalvelut Ltd
Monthly Investor Report

8.b Outstanding Principal Balance Graph

Reporting Date	29.08.2016		Fixed rate	=	30/360 days
Payment date	25.08.2016				
Period No	21				
Monthly Period	from	Jul 2016	to	25.08.2016	= 31 days
Interest Period		25.07.2016			



SCFI Rahoituspalvelut Ltd
Monthly Investor Report

9.a Geographical Distribution



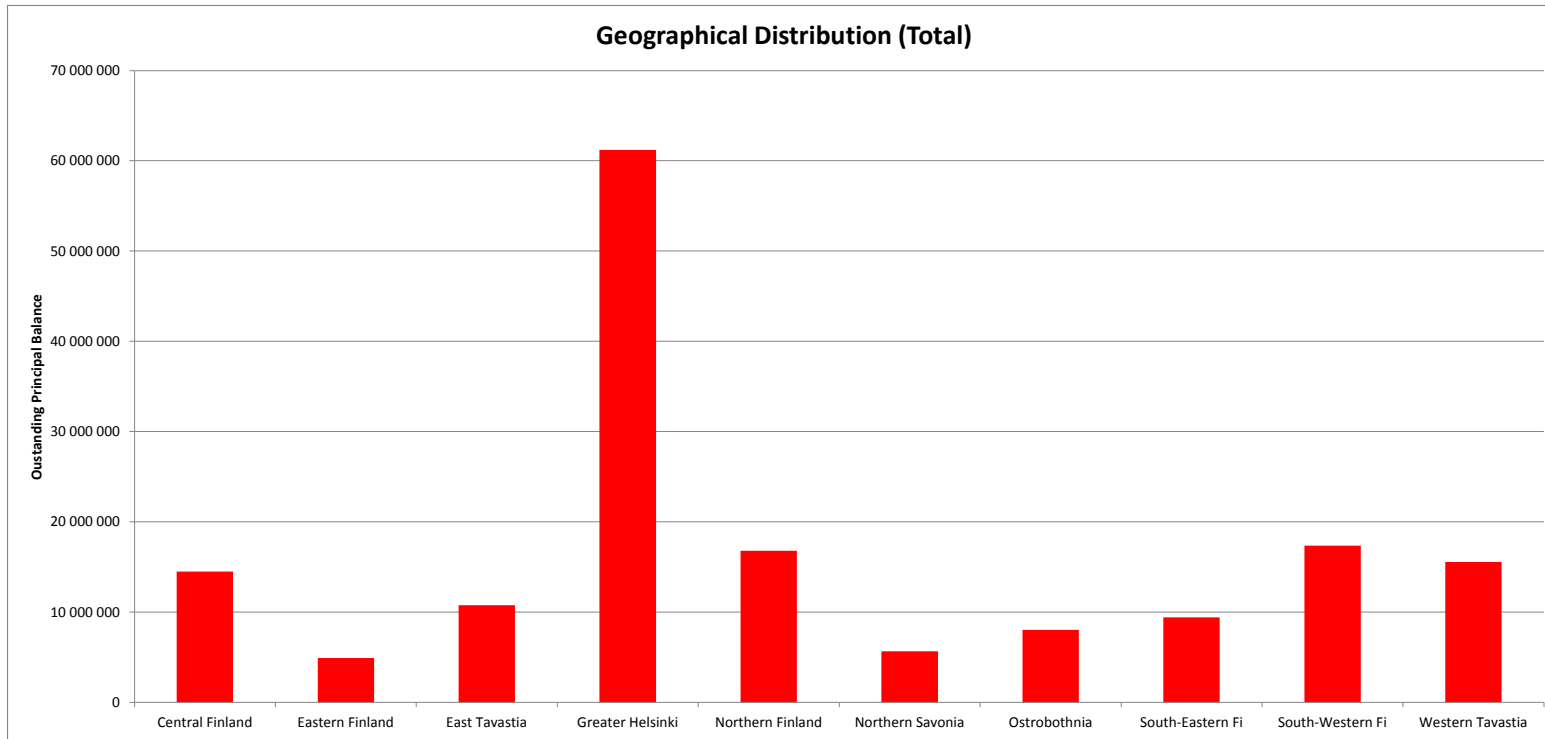
Reporting Date	29.08.2016				
Payment date	25.08.2016				
Period No	21				
Monthly Period	Jul 2016		Fixed rate	=	30/360 days
Interest Period	from 25.07.2016		to 25.08.2016	=	31 days

TOTAL						
District	No	Outstanding balance	% of Outstanding balance	WA months to ma	WA seasoning	
Central Finland	1 696	14 484 362	8,82 %	29,4		28,0
Eastern Finland	552	4 931 076	3,00 %	29,3		28,4
East Tavastia	1 146	10 756 064	6,55 %	29,5		28,3
Greater Helsinki	6 411	61 197 185	37,28 %	29,3		28,1
Northern Finland	1 832	16 800 199	10,23 %	30,0		28,0
Northern Savonia	654	5 644 463	3,44 %	29,1		28,4
Ostrobothnia	989	8 024 993	4,89 %	28,6		28,1
South-Eastern Fi	1 105	9 426 046	5,74 %	29,8		28,0
South-Western Fi	1 924	17 353 441	10,57 %	29,4		28,1
Western Tavastia	1 766	15 556 817	9,48 %	29,4		27,9
Total	18 075	164 174 646	100 %			

SCFI Rahoituspalvelut Ltd
Monthly Investor Report

9.b Geographical Distribution Graph

Reporting Date	29.08.2016	
Payment date	25.08.2016	
Period No	21	
Monthly Period	Jul 2016	Fixed rate = 30/360 days
Interest Period	from 25.07.2016 to 25.08.2016	= 31 days



SCFI Rahoituspalvelut Ltd
Monthly Investor Report

10.a Interest Rate



Reporting Date	29.08.2016					
Payment date	25.08.2016					
Period No	21					
Monthly Period	from	Jul 2016	to	Fixed rate	=	30/360 days
Interest Period	from	25.07.2016	to	25.08.2016	=	31 days

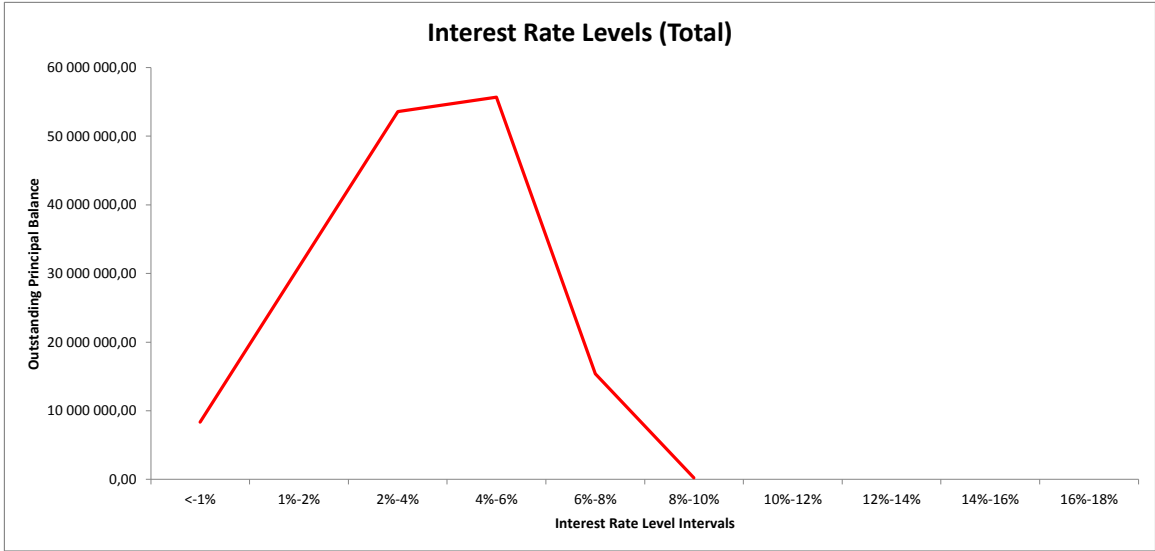
TOTAL						
Min (>=)	Max (<)	No	Outstanding balance	% of total Outstanding balance	WA months to maturity	WA seasoning
0 1		967	8 352 079	5,09 %	31,5	26,1
1 2		3 502	30 964 965	18,86 %	29,2	28,0
2 4		5 038	53 575 297	32,63 %	29,5	28,2
4 6		6 309	55 701 992	33,93 %	29,2	28,3
6 8		2 222	15 368 855	9,36 %	28,9	28,2
8 10		37	211 458	0,13 %	28,6	27,7
10 12						
12 14						
14 16						
16 18						
Total		18 075	164 174 646	100 %		

SCFI Rahoituspalvelut Ltd
Monthly Investor Report

10.b Interest Rate



Reporting Date	29.08.2016	
Payment date	25.08.2016	
Period No	21	
Monthly Period	Jul 2016	Fixed rate = 30/360 days
Interest Period	from 25.07.2016 to 25.08.2016	= 31 days



SCFI Rahoituspalvelut Ltd
Monthly Investor Report

11.a Remaining Terms



Reporting Date	29.08.2016	
Payment date	25.08.2016	
Period No	21	
Monthly Period	Jul 2016	Fixed rate = 30/360 days
Interest Period	from 25.07.2016 to 25.08.2016	= 31 days

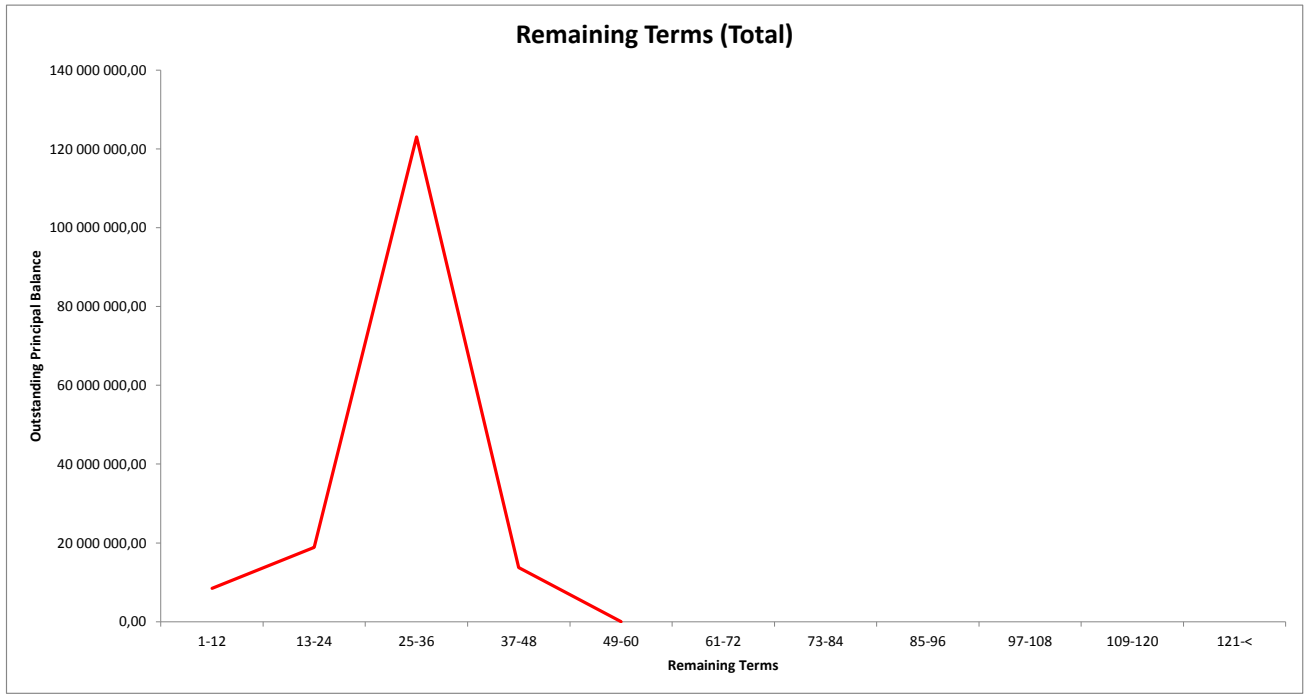
TOTAL								
	Min	Max	No	Outstanding balance	%	WA months to maturity	WA seasoning	
Months to maturity	0		44	29 602	0,02 %	0,0	28,5	
	1		2 933	8 459 546	5,15 %	8,4	28,6	
	13		3 159	18 875 123	11,50 %	19,5	29,2	
	25		10 882	123 064 259	74,96 %	31,4	28,4	
	37		48	1 056	13 739 741	8,37 %	37,5	23,4
	49		60	1	6 374	0,00 %	50,0	33,0
	61		72					
	73		84					
	85		96					
	97		108					
	109		120					
	121							
Total			18 075	164 174 646	100 %			

SCFI Rahoituspalvelut Ltd
Monthly Investor Report

11.b Remaining Terms



Reporting Date	29.08.2016	
Payment date	25.08.2016	
Period No	21	
Monthly Period	Jul 2016	Fixed rate = 30/360 days
Interest Period	from 25.07.2016 to 25.08.2016	= 31 days

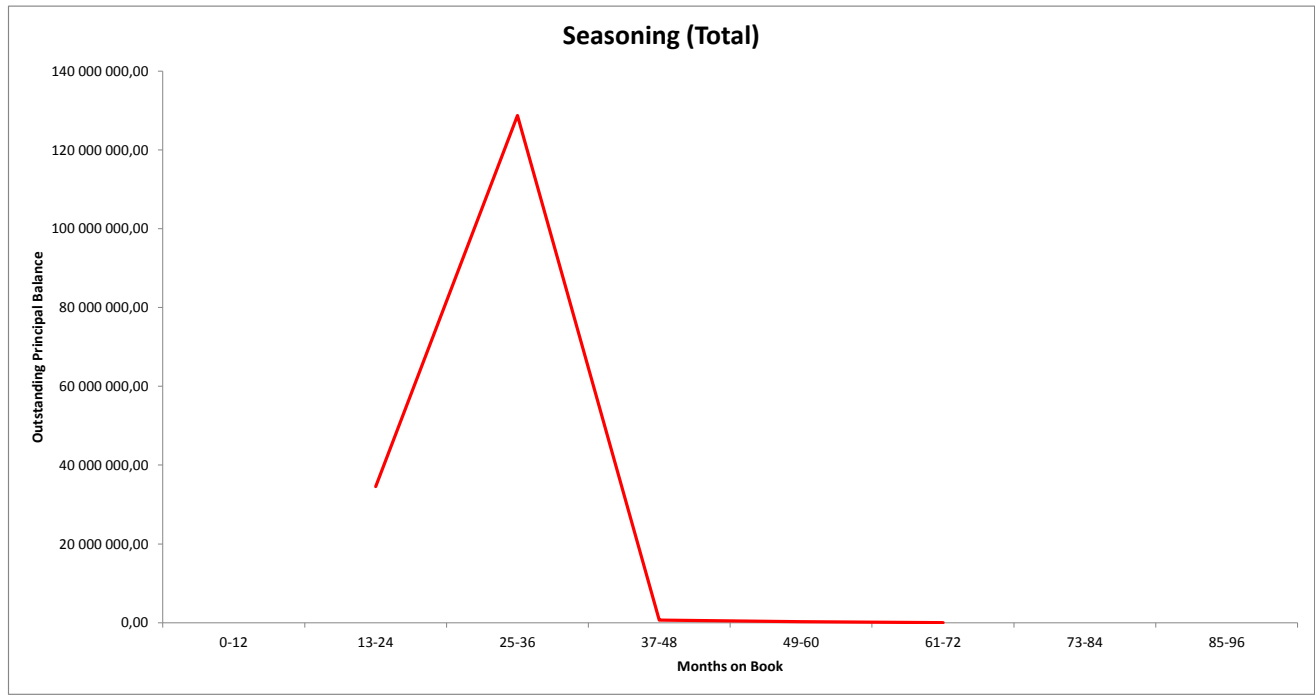


SCFI Rahoituspalvelut Ltd
Monthly Investor Report

12.b Seasoning



Reporting Date	29.08.2016	
Payment date	25.08.2016	
Period No	21	
Monthly Period	Jul 2016	Fixed rate = 30/360 days
Interest Period	from 25.07.2016 to 25.08.2016	= 31 days



SCFI Rahoituspalvelut Ltd
Monthly Investor Report

13.a Balloon loans



Reporting Date	29.08.2016	
Payment date	25.08.2016	
Period No	21	
Monthly Period	Jul 2016	Fixed rate = 30/360 days
Interest Period	from 25.07.2016 to 25.08.2016	= 31 days

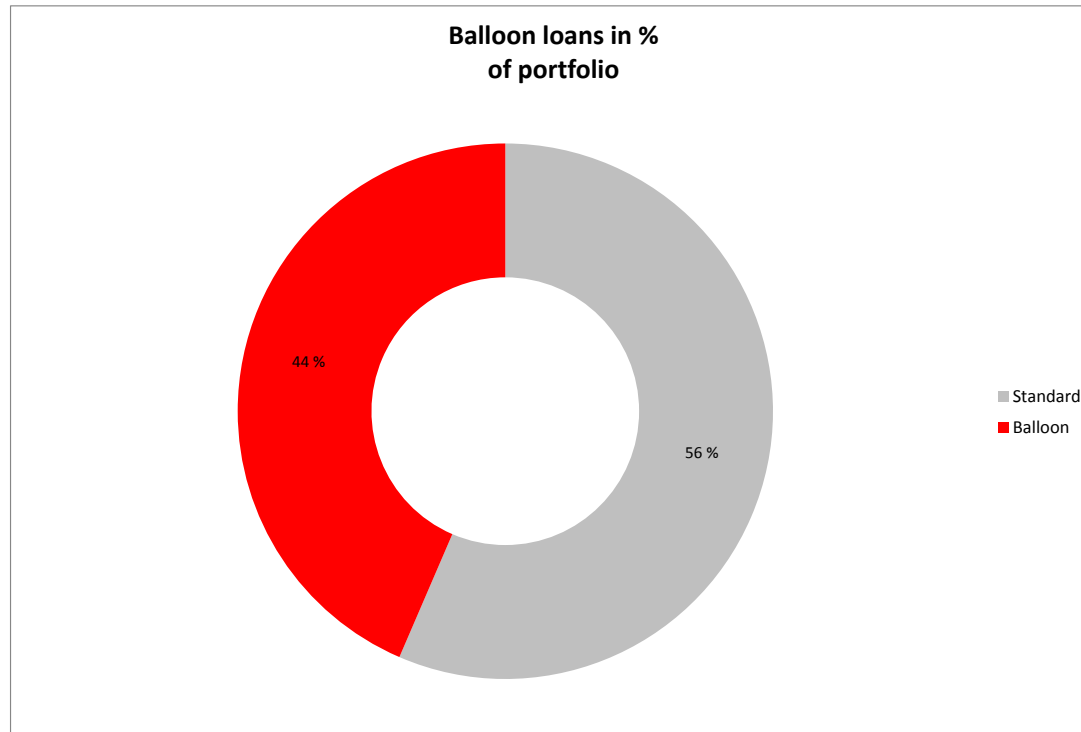
Balloon loans in % of portfolio	TOTAL							
	Min	No	Outstanding balance	% of Outstanding Balance	Residual Value	Residual of Total	WA months to maturity	WA seasoning
Standard		13 647	92 717 901	56,48 %	2 014	0,00 %	28,3	28,0
Balloon		4 428	71 456 745	43,52 %	28 437 768	39,80 %	30,8	28,1
Total		18 075	164 174 646	100 %	28 439 781	17,32 %		

SCFI Rahoituspalvelut Ltd
Monthly Investor Report

13.b Balloon loans



Reporting Date	29.08.2016	
Payment date	25.08.2016	
Period No	21	
Monthly Period	Jul 2016	Fixed rate = 30/360 days
Interest Period	from 25.07.2016 to 25.08.2016	= 31 days

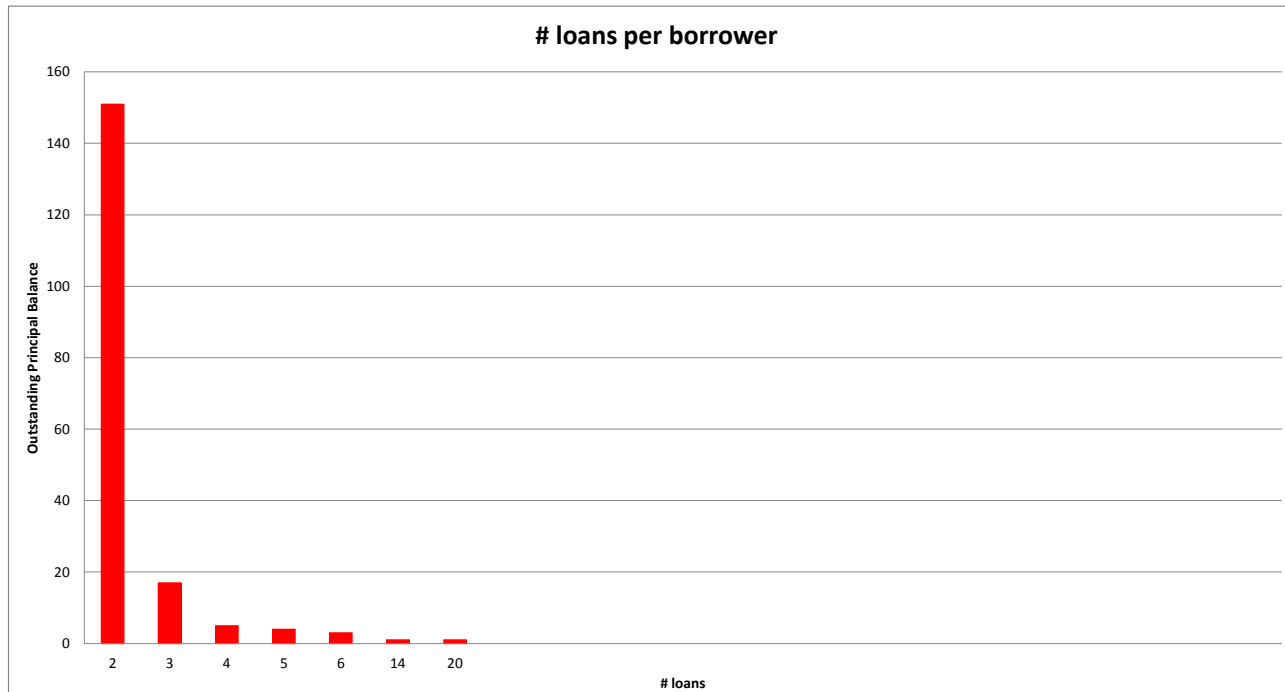


SCFI Rahoituspalvelut Ltd
Monthly Investor Report

14.b # loans per borrower



Reporting Date	29.08.2016	
Payment date	25.08.2016	
Period No	21	
Monthly Period	Jul 2016	Fixed rate = 30/360 days
Interest Period	from 25.07.2016 to 25.08.2016	= 31 days



SCFI Rahoituspalvelut Ltd
Monthly Investor Report

15.a Amortization Profile



Reporting Date	29.08.2016	
Payment date	25.08.2016	
Period No	21	
Monthly Period	Jul 2016	Fixed rate = 30/360 days
Interest Period	from 25.07.2016 to 25.08.2016	= 31 days

Period	TOTAL					
	Opening Balance	Closing Balance	Amortization	Interest	Yield	Percentage
1	164 174 646	158 893 808	5 280 838	538 226	4,01 %	96,78 %
2	158 893 808	153 718 944	5 174 864	520 773	4,00 %	93,63 %
3	153 718 944	148 607 745	5 111 199	503 649	4,00 %	90,52 %
4	148 607 745	143 452 665	5 155 080	486 814	4,00 %	87,38 %
5	143 452 665	138 281 999	5 170 666	469 760	4,00 %	84,23 %
6	138 281 999	133 317 898	4 964 101	452 726	4,00 %	81,20 %
7	133 317 898	128 330 831	4 987 067	436 303	4,00 %	78,17 %
8	128 330 831	123 432 910	4 897 921	419 758	4,00 %	75,18 %
9	123 432 910	118 458 021	4 974 889	403 555	3,99 %	72,15 %
10	118 458 021	113 618 909	4 839 112	387 090	3,99 %	69,21 %
11	113 618 909	108 872 544	4 746 365	371 196	3,99 %	66,32 %
12	108 872 544	104 182 609	4 689 935	355 565	3,99 %	63,46 %
13	104 182 609	99 613 195	4 569 414	339 901	3,99 %	60,68 %
14	99 613 195	95 261 683	4 351 512	324 597	3,98 %	58,02 %
15	95 261 683	90 939 035	4 322 648	310 014	3,98 %	55,39 %
16	90 939 035	86 679 795	4 259 239	295 606	3,97 %	52,80 %
17	86 679 795	82 476 651	4 203 144	281 404	3,97 %	50,24 %
18	82 476 651	78 225 988	4 250 663	267 335	3,96 %	47,65 %
19	78 225 988	74 090 461	4 135 527	253 202	3,95 %	45,13 %
20	74 090 461	69 927 052	4 163 409	239 396	3,95 %	42,59 %

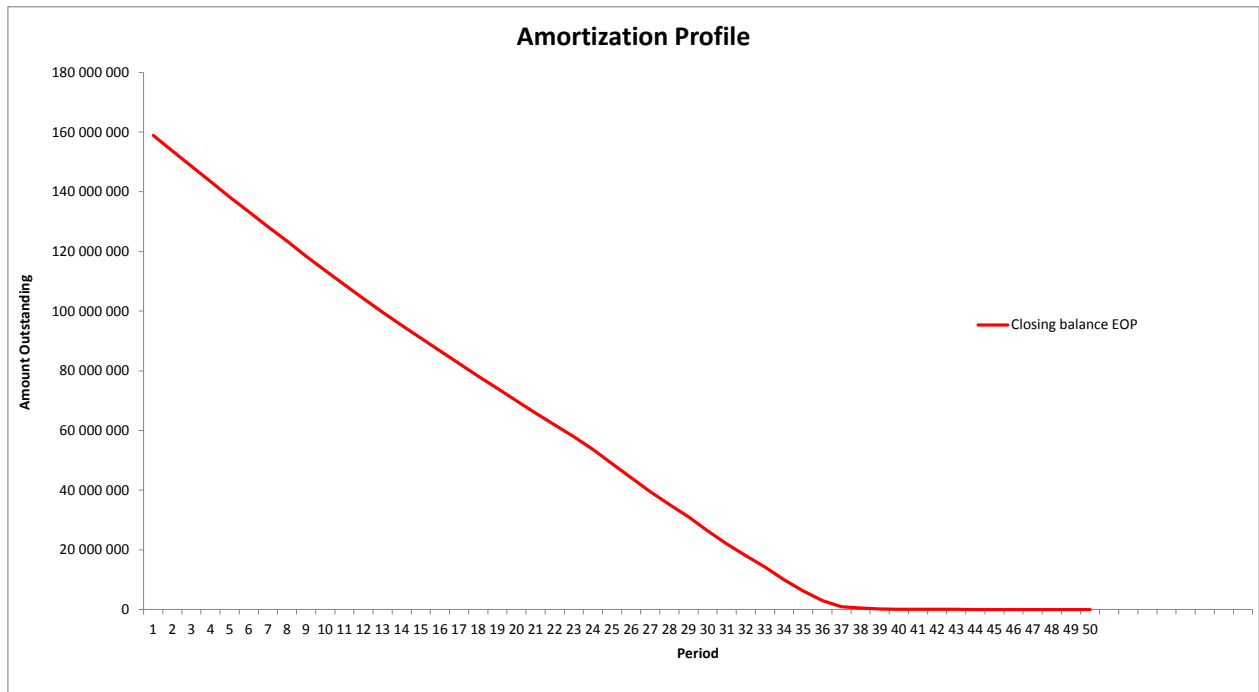
Amortization profile (first 20 periods)

SCFI Rahoituspalvelut Ltd
Monthly Investor Report

15.b Amortization Profile



Reporting Date	29.08.2016	
Payment date	25.08.2016	
Period No	21	
Monthly Period	Jul 2016	Fixed rate = 30/360 days
Interest Period	from 25.07.2016 to 25.08.2016	= 31 days



SCFI Rahoituspalvelut Ltd
Monthly Investor Report

16.a Payment Holidays



Reporting Date	29.08.2016		
Payment date	25.08.2016		
Period No	21		
Monthly Period	Jul 2016	Fixed rate	= 30/360 days
Interest Period	from 25.07.2016	to 25.08.2016	= 31 days

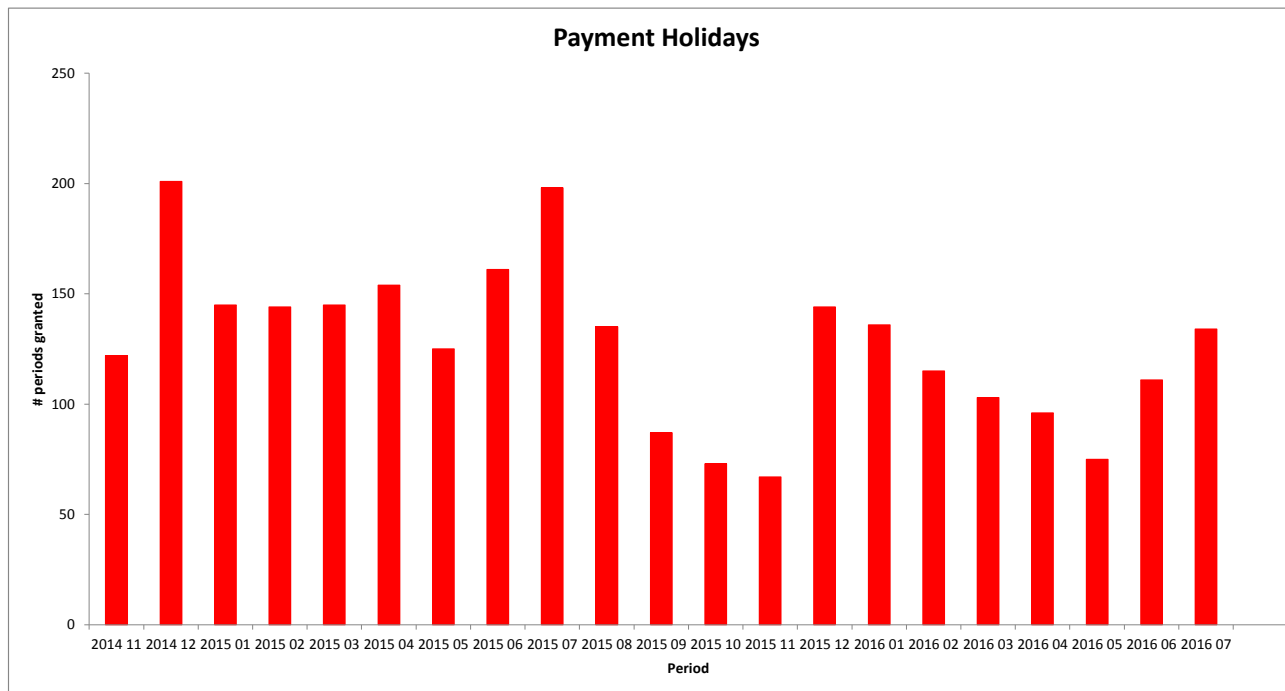
	TOTAL				
	Period	No	Number of periods granted	Sum of Payments	Closing Balance
Payment Holiday	2014 11	122	186	53 198	2 111 589
	2014 12	201	259	71 441	3 113 780
	2015 01	145	199	54 831	2 246 481
	2015 02	144	219	65 418	2 388 678
	2015 03	145	213	68 793	2 553 256
	2015 04	154	214	58 576	2 232 972
	2015 05	125	188	56 454	1 901 911
	2015 06	161	220	62 434	2 442 642
	2015 07	198	271	77 587	2 730 946
	2015 08	135	178	50 420	1 981 746
	2015 09	87	121	35 821	1 148 106
	2015 10	73	95	25 312	908 717
	2015 11	67	104	28 538	830 991
	2015 12	144	172	49 725	1 707 540
	2016 01	136	205	67 592	1 707 904
	2016 02	115	163	53 028	1 455 068
	2016 03	103	148	42 554	1 248 587
	2016 04	96	121	40 800	1 088 153
	2016 05	75	103	30 659	849 767
	2016 06	111	161	48 505	1 438 494
	2016 07	134	205	66 008	1 544 697
Total:	2 671	3 745	1 107 695	37 632 024	

SCFI Rahoituspalvelut Ltd
Monthly Investor Report

16.b Payment Holidays



Reporting Date	29.08.2016	
Payment date	25.08.2016	
Period No	21	
Monthly Period	Jul 2016	Fixed rate = 30/360 days
Interest Period	from 25.07.2016 to 25.08.2016	= 31 days



SCFI Rahoituspalvelut Ltd
Monthly Investor Report

17.a Downpayment



Reporting Date	29.08.2016				
Payment date	25.08.2016				
Period No	21				
Monthly Period	Jul 2016	Fixed rate	=	30/360 days	
Interest Period	from 25.07.2016	to 25.08.2016	=	31 days	

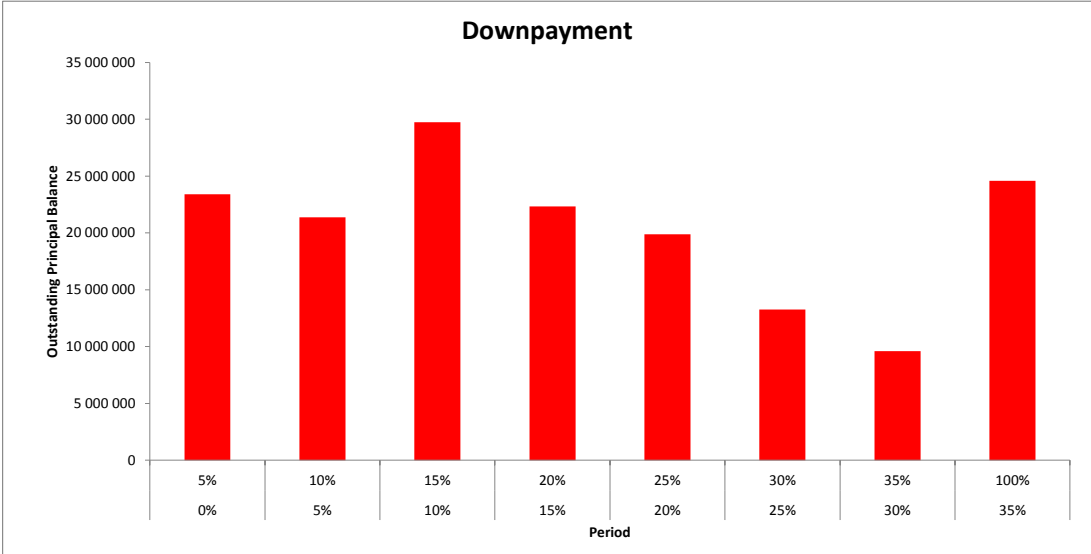
TOTAL							
Downpayment %	Min (>=)	Max (<)	No	Outstanding balance	%	WA months to maturity	WA seasoning
	0 %	5 %	2 037	23 389 177	14,2 %	31,7	27,5
	5 %	10 %	1 992	21 377 853	13,0 %	30,8	28,0
	10 %	15 %	3 022	29 735 729	18,1 %	30,1	28,3
	15 %	20 %	2 326	22 328 501	13,6 %	29,5	28,4
	20 %	25 %	2 115	19 884 935	12,1 %	28,9	28,2
	25 %	30 %	1 428	13 260 484	8,1 %	29,2	28,2
	30 %	35 %	1 126	9 606 517	5,9 %	28,3	28,3
	35 %	100 %	4 029	24 591 451	15,0 %	25,9	28,0
Total		18 075	164 174 646	100 %			

SCFI Rahoituspalvelut Ltd
Monthly Investor Report

17.b Downpayment



Reporting Date	29.08.2016	
Payment date	25.08.2016	
Period No	21	
Monthly Period	Jul 2016	Fixed rate = 30/360 days
Interest Period	from 25.07.2016 to 25.08.2016	= 31 days



SCFI Rahoituspalvelut Ltd
Monthly Investor Report

18.a Vehicle Condition



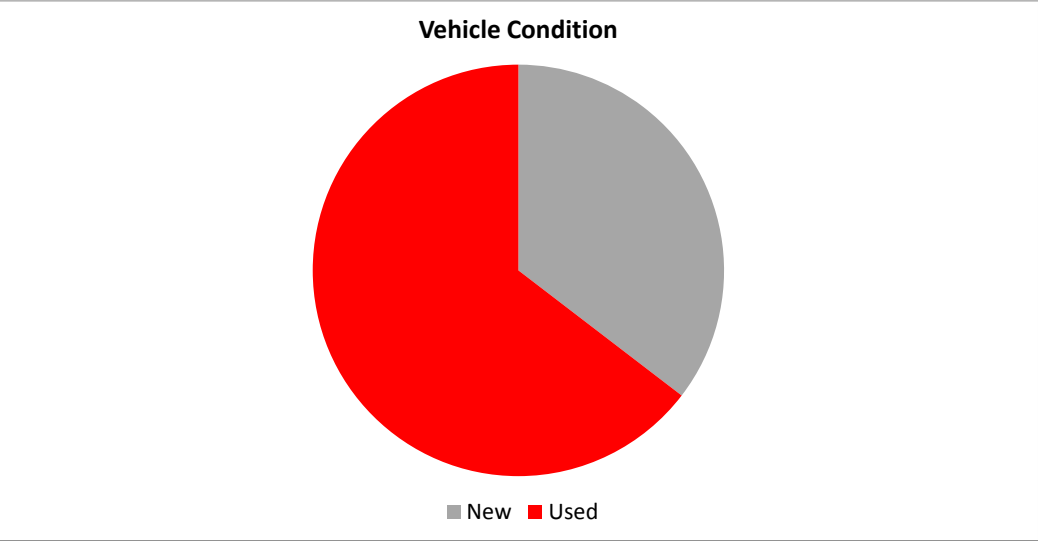
Reporting Date	29.08.2016				
Payment date	25.08.2016				
Period No	21				
Monthly Period	Jul 2016	Fixed rate	=	30/360 days	
Interest Period	from 25.07.2016	to 25.08.2016	=	31 days	

Vehicle condition	TOTAL					
	Vehicle condition	No	Outstanding balance	%	WA months to maturity	WA seasoning
New	4 721	58 124 169	35,4 %	28,9	28,2	
Used	13 354	106 050 477	64,6 %	29,6	28,0	
Total	18 075	164 174 646	100 %			

18.b Vehicle Condition



Reporting Date	29.08.2016				
Payment date	25.08.2016				
Period No	21				
Monthly Period	Jul 2016	Fixed rate	=	30/360 days	
Interest Period	from 25.07.2016	to 25.08.2016	=	31 days	



SCFI Rahoituspalvelut Ltd
Monthly Investor Report

19.a Borrower Type



Reporting Date	29.08.2016				
Payment date	25.08.2016				
Period No	21				
Monthly Period	Jul 2016	Fixed rate	=	30/360 days	
Interest Period	from 25.07.2016	to 25.08.2016	=	31 days	

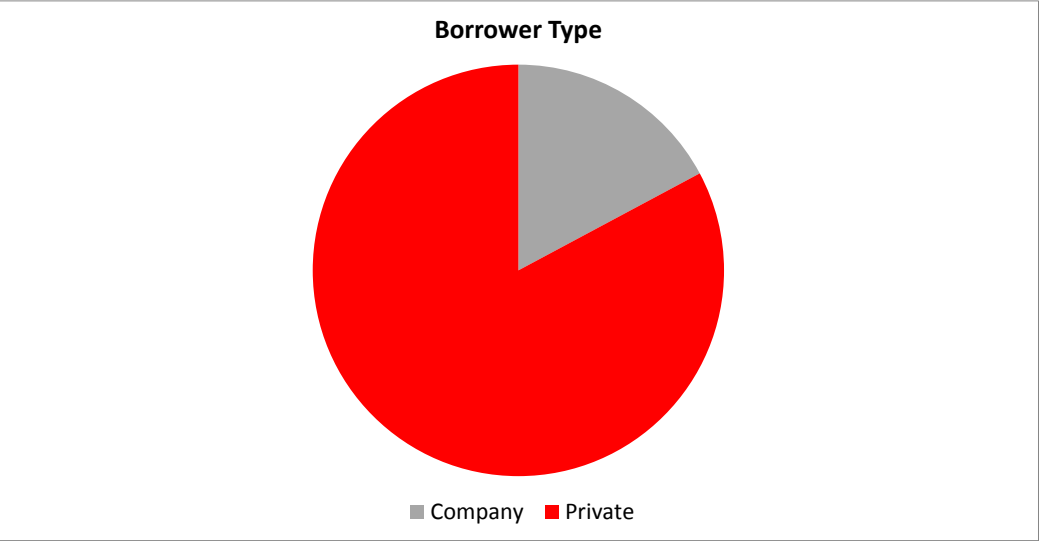
TOTAL						
Borrower Type	Borrower type	No	Outstanding balance	%	WA months to maturity	WA seasoning
	Company	2 314	28 212 972	17,2 %	27,0	28,2
	Private	15 761	135 961 674	82,8 %	29,9	28,0
	Total	18 075	164 174 646	100 %		

SCFI Rahoituspalvelut Ltd
Monthly Investor Report

19.b Borrower Type



Reporting Date	29.08.2016				
Payment date	25.08.2016				
Period No	21				
Monthly Period	Jul 2016	Fixed rate	=	30/360 days	
Interest Period	from 25.07.2016	to 25.08.2016	=	31 days	



SCFI Rahoituspalvelut Ltd
Monthly Investor Report

20.a Vehicle type



Reporting Date	29.08.2016				
Payment date	25.08.2016				
Period No	21				
Monthly Period	from	Jul 2016	Fixed rate	=	30/360 days
Interest Period		25.07.2016	to	=	25.08.2016 = 31 days

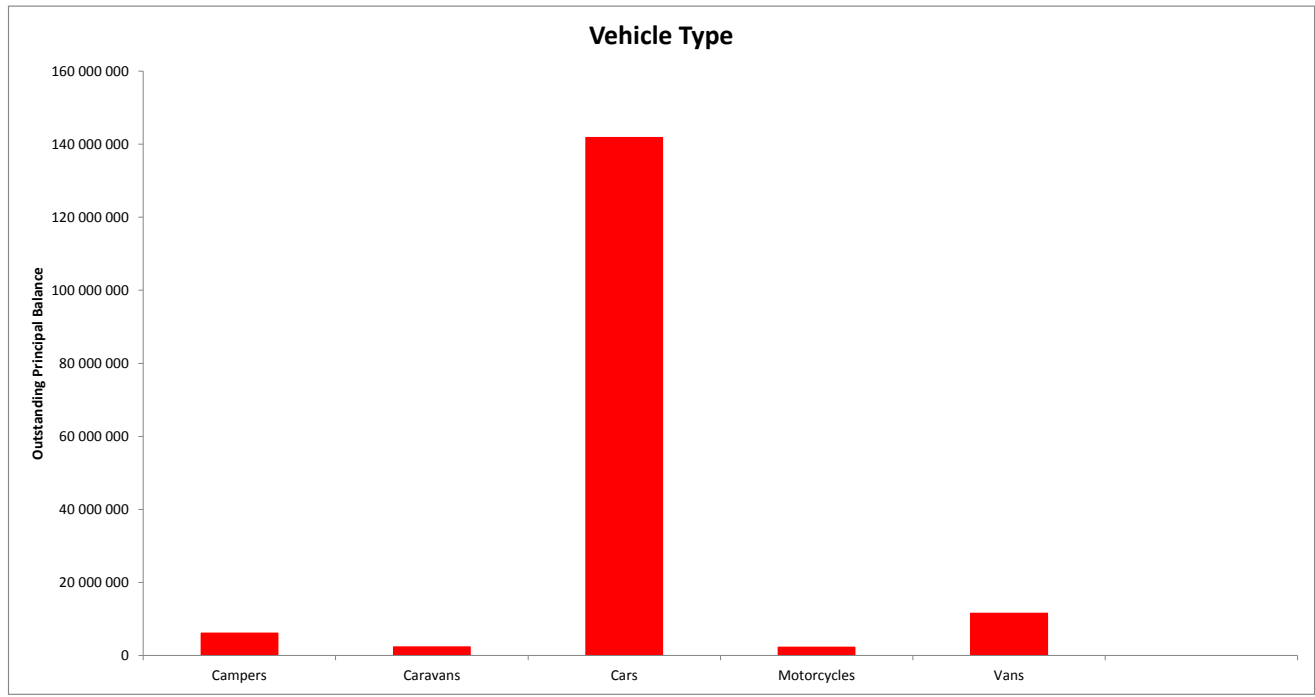
TOTAL						
Vehicle type	Min	No	Outstanding balance	% of Outstanding Balance	WA months to maturity	WA seasoning
Campers		328	6 114 119	3,72 %	31,1	28,06
Caravans		267	2 376 167	1,45 %	30,5	28,27
Cars		15 918	141 861 558	86,41 %	29,4	28,07
Motorcycles		367	2 248 651	1,37 %	29,9	26,84
Vans		1 195	11 574 151	7,05 %	27,5	28,42
		18 075	164 174 646	100 %		

SCFI Rahoituspalvelut Ltd
Monthly Investor Report

20.b Vehicle type



Reporting Date	29.08.2016	
Payment date	25.08.2016	
Period No	21	
Monthly Period	Jul 2016	Fixed rate = 30/360 days
Interest Period	from 25.07.2016 to 25.08.2016	= 31 days



SCFI Rahoituspalvelut Ltd
Monthly Investor Report

21.a Restructured Loans



Reporting Date	29.08.2016				
Payment date	25.08.2016				
Period No	21				
Monthly Period	Jul 2016		Fixed rate	=	30/360 days
Interest Period	from 25.07.2016	to 25.08.2016		=	31 days

TOTAL		
Period	No	Outstanding balance
2014 11	1	7 950
2014 12	1	8 488
2015 01	2	20 970
2015 02	2	18 198
2015 03	0	0
2015 04	0	0
2015 05	0	0
2015 06	1	17 951
2015 07	0	0
2015 08	0	0
2015 09	1	6 901
2015 10	0	0
2015 11	0	0
2015 12	1	7 455
2016 01	1	3 138
2016 02	1	18 991
2016 03	0	0
2016 04	0	0
2016 05	0	0
2016 06	0	0
2016 07	0	0
	11	110 041

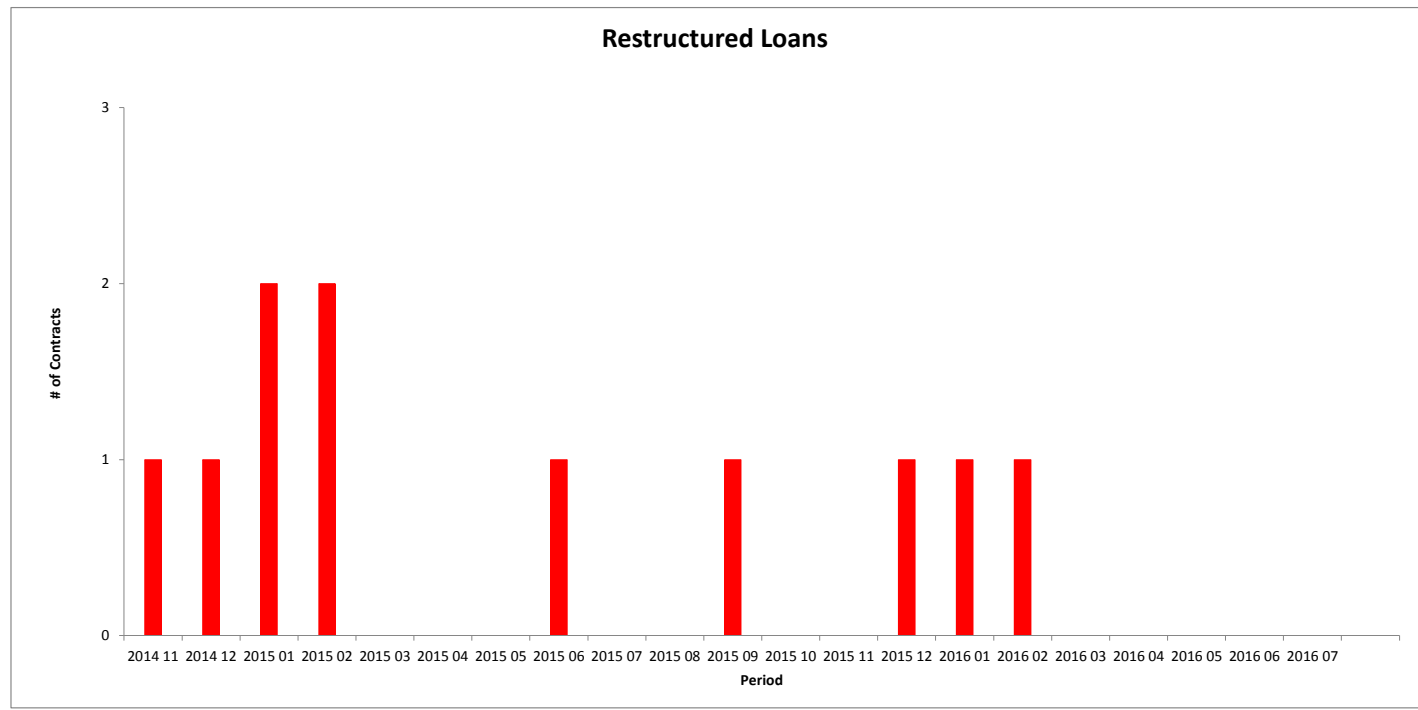
Restructured

SCFI Rahoituspalvelut Ltd
Monthly Investor Report

21.b Restructured Loans



Reporting Date	29.08.2016				
Payment date	25.08.2016				
Period No	21				
Monthly Period	Jul 2016	Fixed rate	=	30/360 days	
Interest Period	from 25.07.2016	to 25.08.2016	=	31 days	



**SCFI Rahoituspalvelut Ltd
Monthly Investor Report**

22.a Dynamic Interest rate



Reporting Date	29.08.2016	
Payment date	25.08.2016	
Period No	21	
Monthly Period	from Jul 2016	Fixed rate = 30/360 days
Interest Period	from 25.07.2016 to 25.08.2016	= 31 days

TOTAL		
Period	Closing balance	WA Interest rate
2014 11	482 997 572	4,01 %
2014 12	464 830 497	4,01 %
2015 01	445 935 670	4,01 %
2015 02	427 392 973	4,00 %
2015 03	408 409 085	3,99 %
2015 04	389 516 915	3,99 %
2015 05	372 810 567	3,99 %
2015 06	354 909 729	3,98 %
2015 07	337 095 392	3,97 %
2015 08	321 530 132	3,96 %
2015 09	304 507 755	3,95 %
2015 10	287 463 115	3,95 %
2015 11	271 684 934	3,94 %
2015 12	257 000 517	3,94 %
2016 01	243 048 311	3,94 %
2016 02	228 579 251	3,94 %
2016 03	213 759 499	3,93 %
2016 04	199 749 553	3,93 %
2016 05	187 002 570	3,93 %
2016 06	175 020 461	3,93 %
2016 07	164 174 646	3,93 %

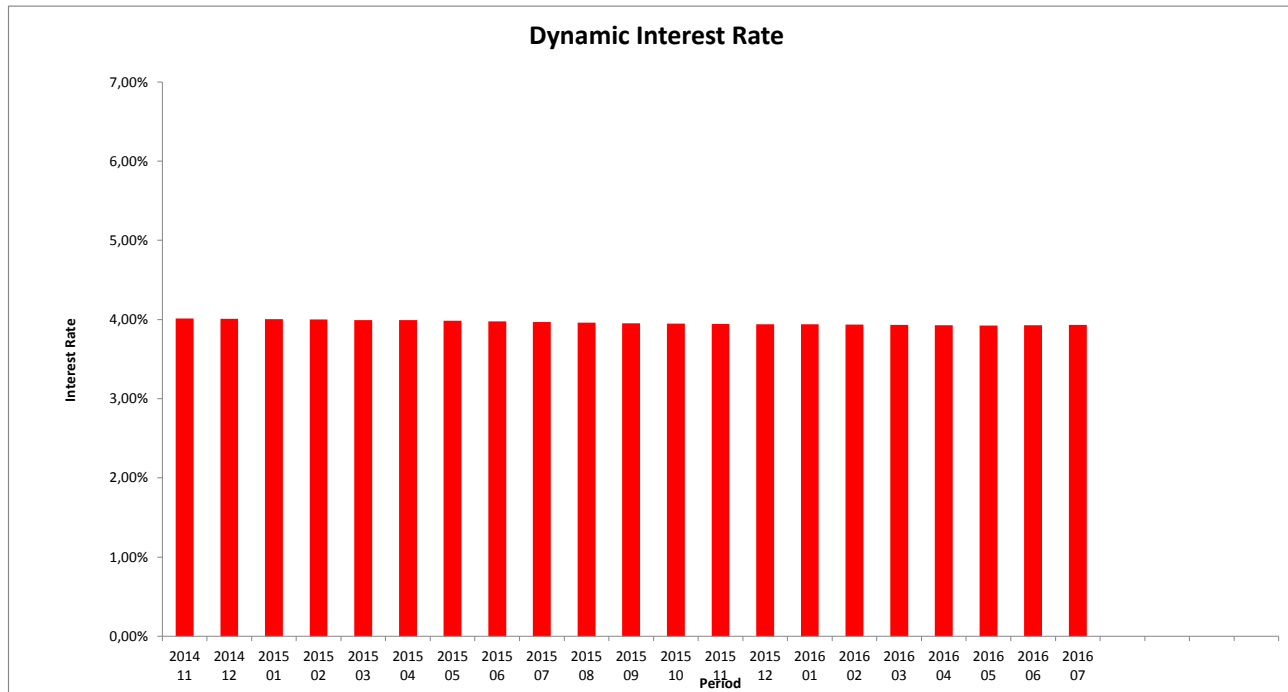
Interest rate evolution

SCFI Rahoituspalvelut Ltd
Monthly Investor Report

22.b Dynamic Interest Rate



Reporting Date	29.08.2016	
Payment date	25.08.2016	
Period No	21	
Monthly Period	Jul 2016	Fixed rate = 30/360 days
Interest Period	from 25.07.2016 to 25.08.2016	= 31 days



SCFI Rahoituspalvelut Ltd
Monthly Investor Report

23.a Dynamic Pre-Payments



Reporting Date 29.08.2016
Payment date 25.08.2016
Period No 21

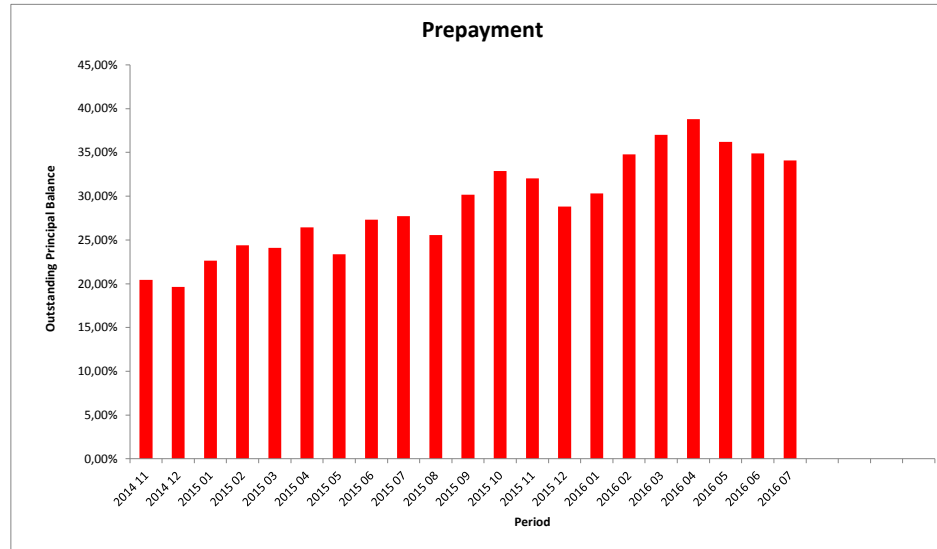
Monthly Period Jul 2016 Fixed rate = 30/360 days
Interest Period from 25.07.2016 to 25.08.2016 = 31 days

TOTAL				
Period	Sum of Pre-Payments	Closing Balance	CPR Annual	
2014 11	16 943 393	482 997 572	20,43 %	
2014 12	8 394 522	464 830 497	19,64 %	
2015 01	9 428 656	445 935 670	22,62 %	
2015 02	9 845 106	427 392 973	24,40 %	
2015 03	9 282 539	408 409 085	24,11 %	
2015 04	9 837 466	389 516 915	26,43 %	
2015 05	8 174 137	372 810 567	23,36 %	
2015 06	9 310 365	354 909 729	27,31 %	
2015 07	8 998 570	337 095 392	27,72 %	
2015 08	7 811 891	321 530 132	25,56 %	
2015 09	8 979 898	304 507 755	30,18 %	
2015 10	9 393 778	287 463 115	32,88 %	
2015 11	8 603 575	271 684 934	32,03 %	
2015 12	7 176 032	257 000 517	28,81 %	
2016 01	7 209 865	243 048 311	30,33 %	
2016 02	7 993 846	228 579 251	34,77 %	
2016 03	8 070 860	213 759 499	36,99 %	
2016 04	8 010 145	199 749 553	38,81 %	
2016 05	6 873 940	187 002 570	36,20 %	
2016 06	6 144 177	175 020 461	34,87 %	
2016 07	5 603 865	164 174 646	34,08 %	

23.b Dynamic Pre-Payments



Reporting Date	29.08.2016		
Payment date	25.08.2016		
Period No	21		
Monthly Period	from Jul 2016	Fixed rate	= 30/360 days
Interest Period	to 25.07.2016		= 31 days



SCFI Rahoituspalvelut Ltd
Monthly Investor Report

24. Delinquency



Reporting Date	29.08.2016				
Payment date	25.08.2016				
Period No	21				
Monthly Period	Jul 2016		Fixed rate	=	30/360 days
Interest Period	from 25.07.2016	to 25.08.2016		=	31 days

year	mth	Total outstanding	accounts current	balance current	accounts 1-30	balance 1-30	accounts 30-60	balance 30-60	accounts 60-90	balance 60-90	accounts 90-120	balance 90-120	accounts 120-150	balance 120-150	accounts 150-180	balance 150-180	New defaults Count	New defaults Balance	
2015	11	482 997 572	33 078	451 050 167	1 886	27 827 140	261	3 634 790	34	485 475							0	0	
	12	464 830 497	32 612	436 253 869	1 760	25 280 176	186	2 366 818	49	733 413	14	196 220					1	15 913	
	1	445 935 670	31 932	418 959 066	1 614	22 821 683	221	3 093 308	53	623 603	24	311 711	10	126 299			5	72 683	
	2	427 392 973	31 031	399 327 802	1 704	23 813 707	220	3 072 117	43	626 304	23	266 647	20	247 024	2	39 375	6	79 114	
	3	408 409 085	29 745	375 806 629	2 097	28 707 420	200	2 617 265	47	830 883	19	253 515	10	108 575	6	84 797	25	365 310	
	4	389 516 915	29 144	361 109 820	1 806	24 191 827	214	2 989 805	60	779 752	19	236 416	10	160 829	5	48 466	18	183 239	
	5	372 810 567	27 908	339 530 532	2 196	28 528 491	250	3 210 336	69	976 764	22	269 896	15	246 892	4	47 656	14	175 057	
	6	354 909 729	27 305	326 630 027	1 891	24 004 311	234	2 938 634	57	751 122	32	345 138	11	149 036	6	91 461	20	249 304	
	7	337 095 392	26 721	313 744 063	1 537	19 559 157	213	2 579 731	53	737 918	20	246 887	15	192 205	4	35 430	29	347 996	
	8	321 530 132	25 356	292 959 395	1 983	24 666 738	218	2 450 722	54	735 072	30	504 409	11	121 105	8	92 690	16	192 631	
	9	304 507 755	24 772	280 299 264	1 684	20 786 899	205	2 374 603	41	432 114	19	252 841	17	288 537	7	73 498	18	207 248	
	10	287 463 115	24 044	265 978 247	1 473	17 749 444	220	2 668 113	44	539 620	18	201 967	10	151 492	9	174 232	26	285 038	
11	271 684 934	22 872	247 653 713	1 769	20 406 327	225	2 518 506	51	670 996	19	247 288	12	133 923	3	54 181	17	270 008		
12	257 000 517	22 346	235 947 663	1 522	17 941 309	205	2 151 996	47	478 950	18	227 244	13	215 631	6	37 725	11	160 010		
2016	1	243 048 311	21 263	219 517 178	1 742	19 654 911	235	2 918 687	61	574 033	23	234 373	6	75 026	3	74 104	23	261 801	
	2	228 579 251	20 557	207 051 545	1 595	18 139 637	206	2 228 912	52	729 360	24	243 778	13	152 443	3	33 575	7	126 695	
	3	213 759 499	19 806	194 710 005	1 470	16 089 766	202	2 034 417	39	552 822	18	214 205	12	114 711	4	43 574	21	241 381	
	4	199 749 553	19 094	183 519 434	1 205	13 024 752	230	2 483 366	44	394 264	10	102 264	11	154 624	6	70 849	10	83 732	
	5	187 002 570	17 846	167 121 435	1 582	16 791 107	208	2 186 184	54	613 021	20	163 628	4	54 483	4	72 711	17	152 403	
	6	175 020 461	17 329	159 013 971	1 306	13 314 784	177	1 876 854	55	590 938	16	152 627	9	62 416	1	8 871	15	171 418	
	7	164 174 646	16 369	147 197 085	1 401	13 967 271	213	2 056 050	44	434 114	33	385 039	10	102 148	5	32 939	6	45 032	
	8																		
	9																		
	10																		
	11																		
	12																		

25. Defaults, Recoveries and Losses by Quarter of Default



Reporting Date	29.08.2016	
Payment date	25.08.2016	
Period No	21	
Monthly Period	from Jul 2016	to Fixed rate = 30/360 days
Interest Period	from 25.07.2016	to 25.08.2016 = 31 days

Default Quarter	Default Amount	Recovery Quarter No Of Loans	2014 4			2015 1			2015 2			2015 3			2015 4		
			Recoveries	Cum. Recoveries	Loss	Recoveries	Cum. Recoveries	Loss	Recoveries	Cum. Recoveries	Loss	Recoveries	Cum. Recoveries	Loss	Recoveries	Cum. Recoveries	Loss
2014 4	15 913	1	-	-	15 913	-	-	15 913	-	-	15 913	-	-	15 913	0	0	15 913
2015 1	517 107	36				90 731	90 731	426 376	194 861	285 592	232 905	13 697	299 289	217 818	10 317	309 605	207 502
2015 2	607 600	52							262 781	262 781	330 646	190 480	453 261	154 339	13 738	466 999	140 601
2015 3	747 874	63										410 508	410 508	337 366	142 694	553 201	194 673
2015 4	715 056	53													345 643	345 643	369 412
2016 1	629 877	51															
2016 2	407 700	42															
2016 3	45 032	6															

Default Quarter	Default Amount	Recovery Quarter No Of Loans	2016 1			2016 2			2016 3		
			Recoveries	Cum. Recoveries	Loss	Recoveries	Cum. Recoveries	Loss	Recoveries	Cum. Recoveries	Loss
2014 4	15 913	1		-	15 913		-	15 913	6 481	6 481	9 432
2015 1	517 107	36	2 309	311 915	205 192	9 780	321 694	195 413	60 675	382 369	134 738
2015 2	607 600	52	27 242	494 241	113 360	4 200	498 440	109 160	77 002	575 442	32 158
2015 3	747 874	63	7 850	561 051	186 823	13 507	574 558	173 316	81 044	655 602	92 272
2015 4	715 056	53	177 499	523 142	191 914	18 033	541 175	173 881	26 341	567 516	147 540
2016 1	629 877	51	341 434	341 434	288 444	116 030	457 464	172 414	4 188	461 651	168 226
2016 2	407 700	42				153 180	153 180	254 520	73 665	226 845	180 855
2016 3	45 032	6							43 750	43 750	1 282

SCFI Rahoituspalvelut Ltd
Monthly Investor Report

26. Priority of Payments



Reporting Date	29.08.2016	
Payment date	25.08.2016	
Period No	21	
Monthly Period	Jul 2016	Fixed rate = 30/360 days
Interest Period	from 25.07.2016 to 25.08.2016	= 31 days

Purchaser Priority of Payments

Purchaser Available Distribution Amount	+	11 942 142,06	EUR
Senior Expenses	-	4 554,27	EUR
Servicing Fee	-	70 686,31	EUR
Servicer Advance Reserve Fund Replenishment	-	-	EUR
Interest on Loan to Issuer	-	1 021 086,35	EUR
Principal on Loan to Issuer	-	10 845 815,13	EUR
		-	

Issuer Priority of Payments

Issuer Available Distribution Amount	+	15 294 545,75	EUR
Senior Expenses	-	4 518,57	EUR
Interest Class A	-	39 381,00	EUR
Interest Class B	-	27 188,00	EUR
Credit the Reserve Account up to the required Liquidity Reserve Amount	-	1 750 204,61	EUR
Prior to PDTE - Interest on Class C notes	-	5 583,00	EUR
Prior to PDTE - Interest on Class D notes	-	10 500,00	EUR
Principal Payments on Class A	-	10 845 815,13	EUR
Principal Payments on Class B	-	-	EUR
Principal Payments on Class C	-	-	EUR
Principal Payments on Class D	-	-	EUR
Interest on Class E notes	-	23 917,00	EUR
Principal Payments on Class E	-	-	EUR
Credit Reserve Account up to Required Reserve Amount	-	1 553 100,00	EUR
Interest on Class F notes	-	54 250,00	EUR
Principal Payments on Class F	-	-	EUR
Interest and Principal on Expenses Advance	-	50 150,00	EUR
Interest Issuer Subordinated Loan	-	530,58	EUR
Principal Issuer Subordinated Loan	-	119 821,09	EUR
Payment to Purchaser	-	809 586,77	EUR
		-	

Purchaser Priority of Payments: Second Pass

Available Distribution Amount	+	809 586,77	EUR
Interest on Purchaser Subordinated Loan (SAF)	-	15,50	EUR
Principal on Purchaser Subordinated Loan (SAF)	-	-	EUR
Payment of residual funds to Seller	=	809 571,27	EUR

SCFI Rahoituspalvelut Ltd
Monthly Investor Report

27. Transaction Costs



Reporting Date	29.08.2016	
Payment date	25.08.2016	
Period No	21	
Monthly Period	Jul 2016	Fixed rate = 30/360 days
Interest Period	from 25.07.2016 to 25.08.2016	= 31 days

Transaction Costs	Currency	All Notes	Class A	Class B	Class C	Class D	Class E	Class F
Senior Expenses	EUR	4 554,27						
Interest accrued for the Period	EUR	160 819,00	39 381,00	27 188,00	5 583,00	10 500,00	23 917,00	54 250,00
Cumulative Interest accrued	EUR	4 829 175,00	2 202 068,00	588 166,00	120 779,00	227 150,00	517 404,00	1 173 608,00
Interest Payments	EUR	160 819,00	39 381,00	27 188,00	5 583,00	10 500,00	23 917,00	54 250,00
Cumulative Interest Payments	EUR	4 829 175,00	2 202 068,00	588 166,00	120 779,00	227 150,00	517 404,00	1 173 608,00
Interest accrued on Subordinated Loan for the Period	EUR	530,58						
Cumulative Interest accrued on Subordinated Loan	EUR	43 460,66						
Interest Payments on Subordinated Loan	EUR	530,58						
Cumulative Interest Payments on Subordinated Loan	EUR	43 460,66						
Unpaid Interest for the Period	EUR	-						
Cumulative Unpaid Interest	EUR	-						

**SCFI Rahoituspalvelut Ltd
Monthly Investor Report**

28. Contact Details



Santander Consumer Bank AS

Financial Markets

Anders Bruun-Olsen	+47 21 08 37 70	anders.bruun.olsen@santanderconsumer.no
Priscilla Halverson	+47 21 08 37 72	priscilla.halverson@santanderconsumer.no
Anders Fuglsang	+47 95 04 21 28	anders.fuglsang@santanderconsumer.no
Joachim Joveng Rogne	+47 48 23 86 32	joachim.joveng.rogne@santanderconsumer.no

Risk

Carlos Palao Dolado	+47 47 73 72 14	carlos.palao.dolado@santanderconsumer.no
---------------------	-----------------	--

Reporting Date	29.08.2016				
Payment date	25.08.2016				
Period No	21				
Monthly Period	Jul 2016		Fixed rate	=	30/360 days
Interest Period	from 25.07.2016	to	25.08.2016	=	31 days