

SCFI Rahoituspalvelut Ltd
Monthly Investor Report

Cover Sheet Monthly Investor Report



| | | | |
|-----------------|--------------------|--------------------------|---------------|
| Reporting Date | 29.06.2015 | Following payment dates: | 27.07.2015 |
| Payment date | 25.06.2015 | | 25.08.2015 |
| Period No | 7 | | |
| Monthly Period | May 2015 | Fixed rate | = 30/360 days |
| Interest Period | from 25.05.2015 to | 25.06.2015 | = 31 days |

| Index | Page |
|--|------|
| 1 Portfolio Information | 1 |
| 2 Amount Due for Distribution | 2 |
| 3 Reserve Accounts | 3 |
| 4 Performance Data | 4 |
| 5 Outstanding Notes | 5 |
| 6 Counterparty Ratings, Trigger Levels and Consequences | 6 |
| 7 a Original Principal Balance | 7 |
| 7 b Original PB (Graph) | 8 |
| 8 a Outstanding principal Balance | 9 |
| 8 b Outstanding PB (Graph) | 10 |
| 9 a Geographical Distribution | 11 |
| 9 b Geographical (Graph) | 12 |
| 10 a Interest Rate | 13 |
| 10 b Interest Rate (Graph) | 14 |
| 11 a Remaining Terms | 15 |
| 11 b Remaining Terms (Graph) | 16 |
| 12 a Seasoning | 17 |
| 12 b Seasoning (Graph) | 18 |
| 13 a Balloon loans as % of other loans | 19 |
| 13 b Balloon loans as % of other loans (Graph) | 20 |
| 14 a Loans per borrower | 21 |
| 14 b Loans per borrower (Graph) | 22 |
| 15 a Amortization Profile | 23 |
| 15 b Amortization Profile (Graph) | 24 |
| 16 a Payment Holidays | 25 |
| 16 b Payment Holidays (Graph) | 26 |
| 17 a Downpayment | 27 |
| 17 b Downpayment (Graph) | 28 |
| 18 a Vehicle Condition | 29 |
| 18 b Vehicle Condition (Graph) | 30 |
| 19 a Borrower Type | 31 |
| 19 b Borrower Type (Graph) | 32 |
| 20 a Vehicle Type | 33 |
| 20 b Vehicle Type (Graph) | 34 |
| 21 a Restructured Loans | 35 |
| 21 b Restructured Loans (Graph) | 36 |
| 22 Dynamic Interest Rate | 37 |
| 23 Dynamic Pre-Payment | 38 |
| 24 Dynamic Delinquency | 39 |
| 25 Defaults, Recoveries and Losses by Quarter of Default | 40 |
| 26 Priority of Payments Pre-Enforcement | 41 |
| 27 Transaction Costs | 42 |
| 28 Contact Details | 43 |

SCFI Rahoituspalvelut Ltd
Monthly Investor Report

1. Portfolio Information



| | | |
|-----------------|-----------------|--------------------------|
| Reporting Date | 29.06.2015 | |
| Payment date | 25.06.2015 | |
| Period No | 7 | |
| Monthly Period | May 2015 | Fixed rate = 30/360 days |
| Interest Period | from 25.05.2015 | to 25.06.2015 = 31 days |

| | Current Period | Previous Period |
|--|--|--|
| | Aggregated Outstanding Principal Amount | Aggregated Outstanding Principal Amount |
| Outstanding receivables | | |
| Opening balance | 389 516 915,15 EUR | 408 409 084,58 EUR |
| Scheduled Loan Principal Repayments | 8 357 153,01 EUR | 8 871 464,36 EUR |
| Prepayments | 8 174 137,29 EUR | 9 837 465,95 EUR |
| Deemed Collections - Other | - EUR | - EUR |
| Total Principal Payments Received | 16 531 290,30 EUR | 18 708 930,31 EUR |
| | | |
| New Defaulted Auto Loans in Period | 175 057,46 EUR | 183 239,12 EUR |
| Closing Balance | 372 810 567,39 EUR | 389 516 915,15 EUR |
| | | |
| Total revenue collections | | |
| Revenue and fees received on loan balances | 1 571 073,44 EUR | 1 717 121,88 EUR |
| Recoveries on loans in default | 204 915,09 EUR | 183 899,59 EUR |
| Total Revenue Received in Period | 1 775 988,53 EUR | 1 901 021,47 EUR |
| | | |
| # Loans | | |
| At beginning of period | 31 258 Loans | 32 124 Loans |
| Paid in Full | 780 Loans | 848 Loans |
| Repurchased (Deemed Collections) | - Loans | - Loans |
| New loans into default | 14 Loans | 18 Loans |
| At end of period | 30 464 Loans | 31 258 Loans |

SCFI Rahoituspalvelut Ltd
Monthly Investor Report

2. Amount Due for Distribution



| | | | | | |
|-----------------|-----------------|----|------------|---|-------------|
| Reporting Date | 29.06.2015 | | | | |
| Payment date | 25.06.2015 | | | | |
| Period No | 7 | | | | |
| Monthly Period | May 2015 | | Fixed rate | = | 10/360 days |
| Interest Period | from 25.05.2015 | to | 25.06.2015 | = | 31 days |

Purchaser Available Distribution Amount

Current Period

Previous Period

| | |
|--|-----------------------|
| a. Collections (Principal, interest, and fee etc) | 18 307 279 EUR |
| b. Stamp Duty, Taxes, Liabilities etc. Paid by the Seller to the Purchaser | 0 EUR |
| c. Default, Interest, Indemnities etc Paid by the Seller to the Purchaser | 0 EUR |
| d. Other amounts Paid by the Seller to the Purchaser | 0 EUR |
| e. Interest Earned by the Purchaser | 0 EUR |
| f. Other amounts received by the purchaser | 0 EUR |
| Total Amount for Purchaser Available Distribution Amount | 18 307 279 EUR |

| | |
|--------------|-----------------------|
| | 20 609 952 EUR |
| | 0 EUR |
| | 0 EUR |
| | 0 EUR |
| | 0 EUR |
| | 0 EUR |
| | 0 EUR |
| Total | 20 609 952 EUR |

Issuer Available Distribution Amount

| | |
|--|-----------------------|
| a. Amounts due to Issuer from Purchaser under the Loan Agreement | 18 146 763 EUR |
| b. Reserve Fund | 6 126 136 EUR |
| c. Interest Earned by the Issuer | -1 EUR |
| d. Other amounts received by the issuer | 0 EUR |
| Total Amount for Issuer Available Distribution Amount | 24 272 898 EUR |

| | |
|--------------|-----------------------|
| | 20 447 653 EUR |
| | 6 410 895 EUR |
| | -1 EUR |
| | 0 EUR |
| Total | 26 858 547 EUR |

SCFI Rahoituspalvelut Ltd
Monthly Investor Report

3. Reserve Accounts



| | | | | | |
|-----------------|-----------------|----|------------|---|-------------|
| Reporting Date | 29.06.2015 | | | | |
| Payment date | 25.06.2015 | | | | |
| Period No | 7 | | | | |
| Monthly Period | May 2015 | | Fixed rate | = | 30/360 days |
| Interest Period | from 25.05.2015 | to | 25.06.2015 | = | 31 days |

Note Balance

| | | | |
|---------------------|--|----------------|-----|
| Beginning of Period | | 389 516 915,15 | EUR |
| End of Period | | 372 810 567,39 | EUR |

Reserve Fund

| | in % | | |
|-------------------------|-------|--------------|-----|
| Beginning of Period | 0,5 % | 2 042 045,42 | EUR |
| Cash Outflow | | 2 042 045,42 | EUR |
| Cash Inflow | | 1 947 584,58 | EUR |
| End of Period | 0,5 % | 1 947 584,58 | EUR |
| Required Reserve Amount | 0,5 % | 1 947 584,58 | EUR |

Liquidity Balance

| | | | |
|-------------------------|-------|--------------|-----|
| Beginning of Period | 1,0 % | 4 084 090,85 | EUR |
| Cash Outflow | | 4 084 090,85 | EUR |
| Cash Inflow | | 3 895 169,15 | EUR |
| End of Period | 1,0 % | 3 895 169,15 | EUR |
| Required Reserve Amount | 1,0 % | 3 895 169,15 | EUR |

Servicer Advance Reserve Fund

| | | | |
|-------------------------|--|------------|-----|
| Beginning of Period | | 100 000,00 | EUR |
| Cash Outflow | | - | EUR |
| Cash Inflow | | - | EUR |
| End of Period | | 100 000,00 | EUR |
| Required Reserve Amount | | 100 000,00 | EUR |

Set-off from Deposits

No borrowers whose loans were sold to SCFI Rahoituspalvelut held deposits with Santander Consumer Finance OY. The risk of set-off from deposits is therefore zero.

We hereby confirm that the Seller confirms its ongoing retention of a net economic interest of at least 5% in accordance with Article 405 of the CRR and Article 51 of the AIFMR

SCFI Rahoituspalvelut Ltd
Monthly Investor Report

4. Performance Data



| | | | | | |
|-----------------|------------|------------|------------|------------|-------------|
| Reporting Date | 29.06.2015 | | | | |
| Payment date | 25.06.2015 | | | | |
| Period No | 7 | | | | |
| Monthly Period | from | May 2015 | Fixed rate | = | 30/360 days |
| Interest Period | from | 25.05.2015 | to | 25.06.2015 | = 31 days |

Asset Balance

| | | |
|---------------------|----------------|-----|
| Beginning of Period | 389 516 915,15 | EUR |
| End of Period | 372 810 567,39 | EUR |

Portfolio Performance:

| | EUR | % | # loans |
|--------------------------------|----------------|---------|---------|
| Performing Receivables: | | | |
| Current | 339 530 532,22 | 91,07 % | 27 908 |
| 1-29 days past due | 28 528 491,37 | 7,65 % | 2 196 |

Delinquent Receivables:

| | | | |
|--|--------------------|-----------------|---------------|
| 30-59 days past due | 3 210 336,08 | 0,86 % | 250 |
| 60-89 days past due | 976 764,18 | 0,26 % | 69 |
| 90-119 days past due | 269 896,40 | 0,07 % | 22 |
| 120-149 days past due | 246 891,55 | 0,07 % | 15 |
| 150-179 days past due | 47 655,59 | 0,01 % | 4 |
| Total Performing and Delinquent | 372 810 567 | 100,00 % | 30 464 |

| | | | |
|---------------------------|------------|--|----|
| Current Period Defaults | 175 057,46 | | 14 |
| Cumulative Defaults | 891 316,96 | | 69 |
| Current Period Recoveries | 204 915,09 | | |
| Cumulative Recoveries | 479 545,68 | | |

Principal Deficiency Trigger Event, where [A] > [B * 9%]

NO

| | |
|---|----------------|
| [A] [1] - [2] - [3] | (1 947 584,58) |
| Note Principal Closing Balance [1] | 372 810 567,39 |
| Reserve Fund Amount [2] | 1 947 584,58 |
| Aggregate Outstanding Asset Principal Amount [3] | 372 810 567,39 |
| [B] Initial Aggregate Outstanding Note Principal Amount | 517 700 000,00 |

SCFI Rahoituspalvelut Ltd
Monthly Investor Report

5. Outstanding Notes



| | | |
|-----------------|-----------------|--------------------------|
| Reporting Date | 29.06.2015 | |
| Payment date | 25.06.2015 | |
| Period No | 7 | |
| Monthly Period | May 2015 | Fixed rate = 30/360 days |
| Interest Period | from 25.05.2015 | to 25.06.2015 = 31 days |

1. Note Balance

| | All Notes | Class A | Class B | Class C | Class D | Class E | Class F |
|---|----------------|----------------|---------------|--------------|--------------|--------------|--------------|
| General Note Information | | | | | | | |
| ISIN Code | | XS1116626141 | XS1116626497 | XS1116626653 | XS1116626810 | XS1116626901 | XS1116627115 |
| Currency | | EUR | EUR | EUR | EUR | EUR | EUR |
| Initial Tranching | 100 % | 85,5 % | 8,4 % | 1,3 % | 1,4 % | 1,6 % | 1,8 % |
| Legal Final Maturity Date | | 25.09.2023 | 25.09.2023 | 25.09.2023 | 25.09.2023 | 25.09.2023 | 25.09.2023 |
| Rating (Fitch/Moody's) | | AAA / AAA | AA/Aa2 | A+/A2 | A/Baa1 | BB+/Ba1 | Not rated |
| Initial Notes Aggregate Principal Outstanding Balance | 517 700 000,00 | 442 800 000,00 | 43 500 000,00 | 6 700 000,00 | 7 200 000,00 | 8 200 000,00 | 9 300 000,00 |
| Initial Nominal per Note | | 100 000,00 | 100 000,00 | 100 000,00 | 100 000,00 | 100 000,00 | 100 000,00 |
| Initial Number of Notes per Class | 5177 | 4428 | 435 | 67 | 72 | 82 | 93 |
| Current Note Information | | | | | | | |
| Class Principal Outstanding Opening Balance | 389 516 915,15 | 314 616 915,15 | 43 500 000,00 | 6 700 000,00 | 7 200 000,00 | 8 200 000,00 | 9 300 000,00 |
| Available Distribution Amount | 24 272 898,10 | | | | | | |
| Amortisation | 16 706 347,76 | | | | | | |
| Redemption per Class | 16 706 347,76 | 16 706 347,76 | - | - | - | - | - |
| Redemption per Note | | 3 772,89 | - | - | - | - | - |
| Class Principal Outstanding Closing Balance | 372 810 567,39 | 297 910 567,39 | 43 500 000,00 | 6 700 000,00 | 7 200 000,00 | 8 200 000,00 | 9 300 000,00 |
| Current Tranching | 100 % | 79,91 % | 11,67 % | 1,80 % | 1,93 % | 2,20 % | 2,49 % |
| Current Pool Factor | | 0,67 | 1,00 | 1,00 | 1,00 | 1,00 | 1,00 |

2. Payments to Investors per Note

| | All Notes | Class A | Class B | Class C | Class D | Class E | Class F |
|--|------------|------------|------------|------------|------------|------------|------------|
| Interest rate Basis: 1-M EURIBOR / Spread | | (30/360) | (30/360) | (30/360) | (30/360) | (30/360) | (30/360) |
| Day Count Convention | | | | | | | |
| Interest Days | 31 | | | | | | |
| Principal Outstanding per Note Beginning of Period | | 71 051,70 | 100 000,00 | 100 000,00 | 100 000,00 | 100 000,00 | 100 000,00 |
| >Principal Repayment per note | | 3 772,89 | - | - | - | - | - |
| Principal Outstanding per Note End of Period | | 67 278,81 | 100 000,00 | 100 000,00 | 100 000,00 | 100 000,00 | 100 000,00 |
| >Interest accrued for the period | | 27,95 | 62,50 | 83,33 | 145,83 | 291,67 | 583,33 |
| Interest Payment | 156 520,15 | 123 749,32 | 27 187,50 | 5 583,33 | 10 500,00 | 23 916,67 | 54 250,00 |
| Interest Payment per Note | | 27,95 | 62,50 | 83,33 | 145,83 | 291,67 | 583,33 |

3. Credit Enhancements

| | | | | | | | |
|---|--|---------|---------|---------|--------|--------|--------|
| Initial total CE (Subordination, Reserve) | | 15,97 % | 7,57 % | 6,27 % | 4,88 % | 3,30 % | 1,50 % |
| Current CE (incl. Excess Spread) | | 25,14 % | 13,47 % | 11,67 % | 9,74 % | 7,54 % | 5,05 % |
| Current CE (excl. Excess Spread) | | 21,66 % | 9,99 % | 8,19 % | 6,26 % | 4,06 % | 1,57 % |

SCFI Rahoituspalvelut Ltd
Monthly Investor Report

6. Counterparty Ratings, Trigger Levels and Consequences



Reporting Date 29.06.2015
 Payment date 25.06.2015
 Period No 7
 Monthly Period May 2015 to Fixed rate = 30/360 days
 Interest Period : 25.05.2015 to 25.06.2015 = 31 days

| | | Rating Triggers | | | | | | | | Trigger breached? | Summary of Contractual Requirements if Rating Trigger Breach |
|--------------------------|-------------------------------|-----------------|-----------|----------|-----------|-----------|-------------------------|----------|-----------|-------------------|---|
| | | Short Term | | | | Long Term | | | | | |
| | | Fitch | | Moody's | | Fitch | | Moody's | | | |
| Transaction Role | Counterparty | Criteria | Current | Criteria | Current | Criteria | Current | Criteria | Current | | |
| Issuer | SCFI Rahoituspalvelut Ltd | | No rating | | No rating | | No rating | | No rating | | N/A |
| Seller | Santander Consumer Finance Oy | | No rating | | No rating | | No rating | | No rating | | N/A |
| Servicer | Santander Consumer Finance Oy | | No rating | | No rating | | No rating | | No rating | | N/A |
| Servicer's Owner | Santander Consumer Finance | N/A | F2 | N/A | P-2 | BBB - | A- Outlook stable | Baa3 | A3 | No | Banco Santander S.A. undertakes in the Servicing Agreement to act as Back-Up Servicer Facilitator, which will require it to (i) select a bank or financial institution having the requirements set out in the Servicing Agreement and willing to assume the duties of a successor servicer in the event that a Servicer Termination Notice is delivered, (ii) review the information provided to it by the Servicer under the Servicing Agreement, (iii) enter into appropriate data confidentiality provisions and (iv) notify the Servicer if it requires further assistance. |
| Transaction Account Bank | BNP Paribas | F1 | F1 | P-1 | P-1 | A | A+ | A2 | A1 | No | The Issuer and the Purchaser shall (with the prior written consent of the Note Trustee) arrange for the transfer (within 30 calendar days) of: (i) in relation to the Issuer, the Issuer Secured Accounts and all of the funds standing to the credit of the Issuer Secured Accounts; and (ii) in relation to the Purchaser, the Purchaser Transaction Account and all funds standing to the credit of the Purchaser Transaction Account, to another bank that meets the applicable Required Ratings. |
| Collections Account Bank | Skandinaviska Enskilda Banken | F1 | F1 | P-1 | P-1 | A | A+ | A2 | Aa3 | No | The Servicer shall (with the prior written consent of the Note Trustee) use reasonable endeavours to arrange for the transfer (within 30 calendar days) of the Issuer Collections Account and all of the funds standing to the credit of the Issuer Collections Account to another bank which meets the Required Ratings. |

**SCFI Rahoituspalvelut Ltd
Monthly Investor Report**

7.a Original Portfolio Principal Balance



| | | | | | | |
|-----------------|------------|------------|----|------------|------------|---------------|
| Reporting Date | 29.06.2015 | | | | | |
| Payment date | 25.06.2015 | | | | | |
| Period No | 7 | | | | | |
| Monthly Period | May 2015 | | | | Fixed rate | = 30/360 days |
| Interest Period | from | 25.05.2015 | to | 25.06.2015 | = | 31 days |

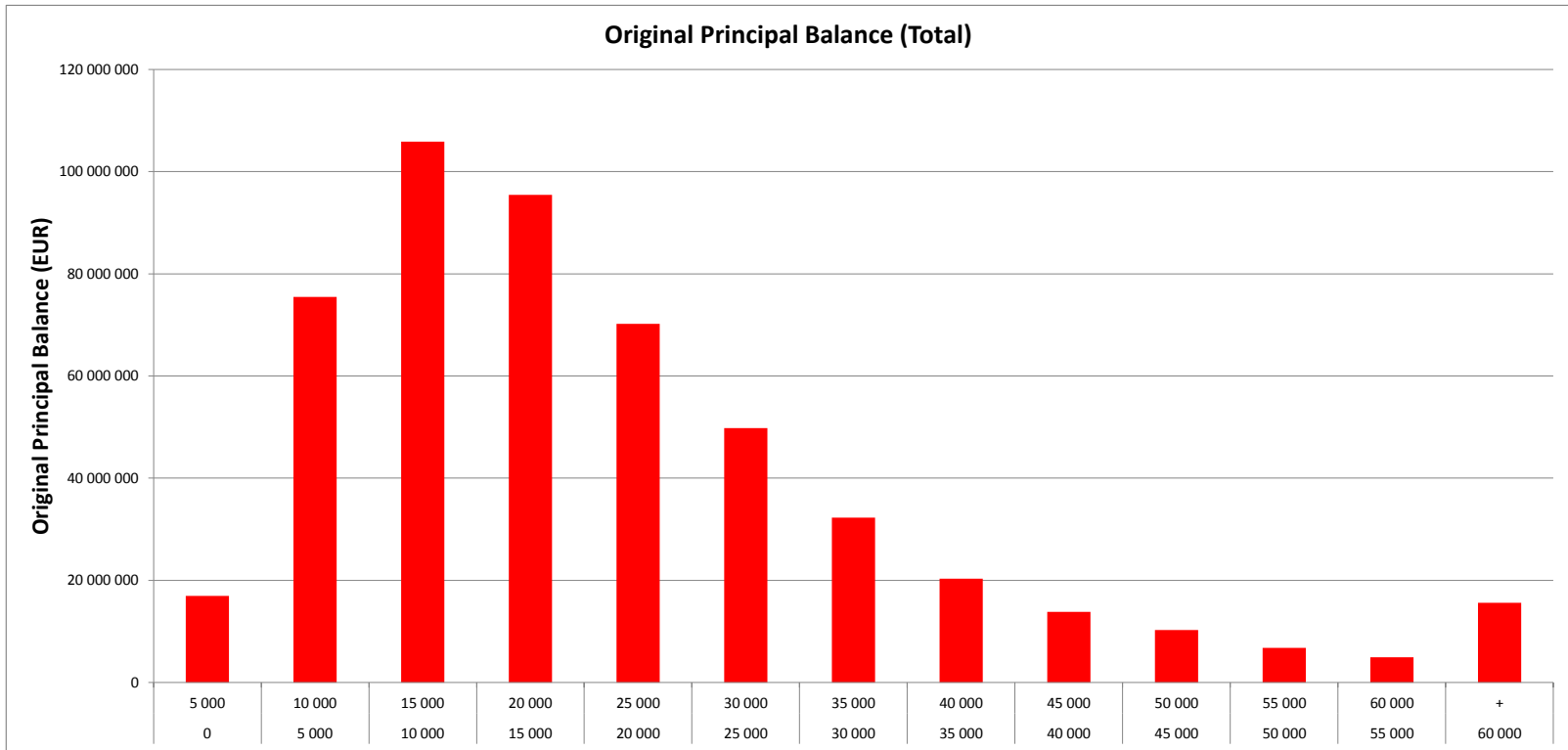
Average amount - all: 14 163

| | TOTAL | | | | | | | |
|------------------|--------|--------|--------|------------------|--------|------------------------|--------------|--|
| | Min | Max | No | Original balance | % | WA mounths to maturity | WA seasoning | |
| Original balance | 0 | 5 000 | 4 971 | 16 929 311 | 3,3 % | 21,8 | 8,5 | |
| | 5 000 | 10 000 | 10 013 | 75 493 593 | 14,6 % | 36,6 | 8,5 | |
| | 10 000 | 15 000 | 8 571 | 105 870 475 | 20,5 % | 43,3 | 8,2 | |
| | 15 000 | 20 000 | 5 527 | 95 434 194 | 18,4 % | 45,5 | 8,1 | |
| | 20 000 | 25 000 | 3 144 | 70 188 299 | 13,6 % | 46,1 | 7,9 | |
| | 25 000 | 30 000 | 1 828 | 49 772 127 | 9,6 % | 46,0 | 7,8 | |
| | 30 000 | 35 000 | 1 001 | 32 254 610 | 6,2 % | 46,2 | 7,5 | |
| | 35 000 | 40 000 | 545 | 20 314 865 | 3,9 % | 46,7 | 7,6 | |
| | 40 000 | 45 000 | 326 | 13 829 734 | 2,7 % | 46,9 | 7,9 | |
| | 45 000 | 50 000 | 217 | 10 271 482 | 2,0 % | 46,9 | 7,5 | |
| | 50 000 | 55 000 | 129 | 6 747 918 | 1,3 % | 45,1 | 7,0 | |
| | 55 000 | 60 000 | 86 | 4 937 713 | 1,0 % | 45,5 | 7,6 | |
| | 60 000 | + | 190 | 15 572 073 | 3,0 % | 46,8 | 7,0 | |
| | Total | | 36 548 | 517 616 394 | 100 % | | | |

SCFI Rahoituspalvelut Ltd
Monthly Investor Report

7.b Original Principal Balance Graph

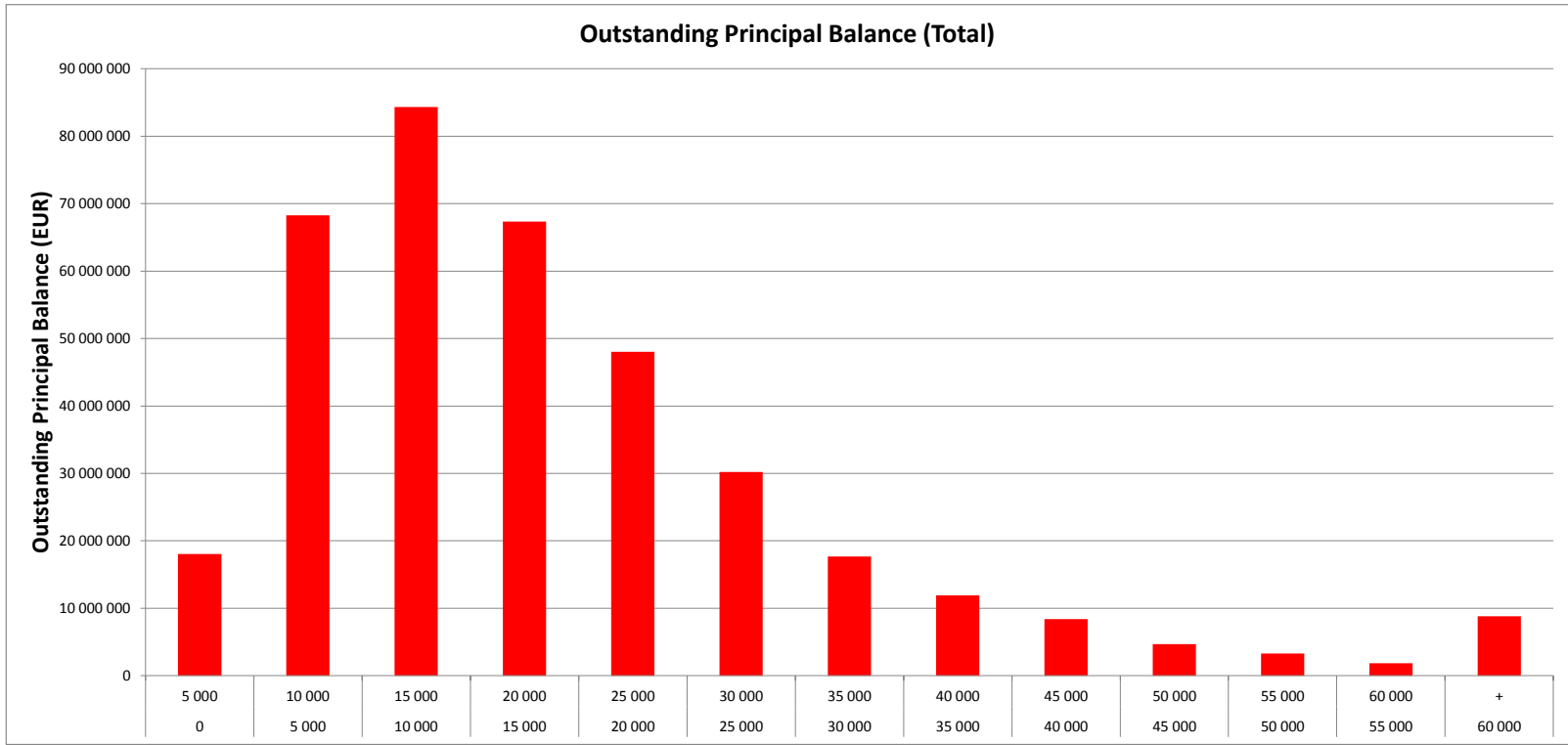
| | | | | | |
|-----------------|-----------------|---------------|---|--------|------|
| Reporting Date | 29.06.2015 | | | | |
| Payment date | 25.06.2015 | | | | |
| Period No | 7 | | | | |
| Monthly Period | May 2015 | Fixed rate | = | 30/360 | days |
| Interest Period | from 25.05.2015 | to 25.06.2015 | = | 31 | days |



SCFI Rahoituspalvelut Ltd
Monthly Investor Report

8.b Outstanding Principal Balance Graph

| | | | | | |
|-----------------|-----------------|---------------|---|-------------|--|
| Reporting Date | 29.06.2015 | | | | |
| Payment date | 25.06.2015 | | | | |
| Period No | 7 | | | | |
| Monthly Period | May 2015 | Fixed rate | = | 30/360 days | |
| Interest Period | from 25.05.2015 | to 25.06.2015 | = | 31 days | |



SCFI Rahoituspalvelut Ltd
Monthly Investor Report

9.a Geographical Distribution



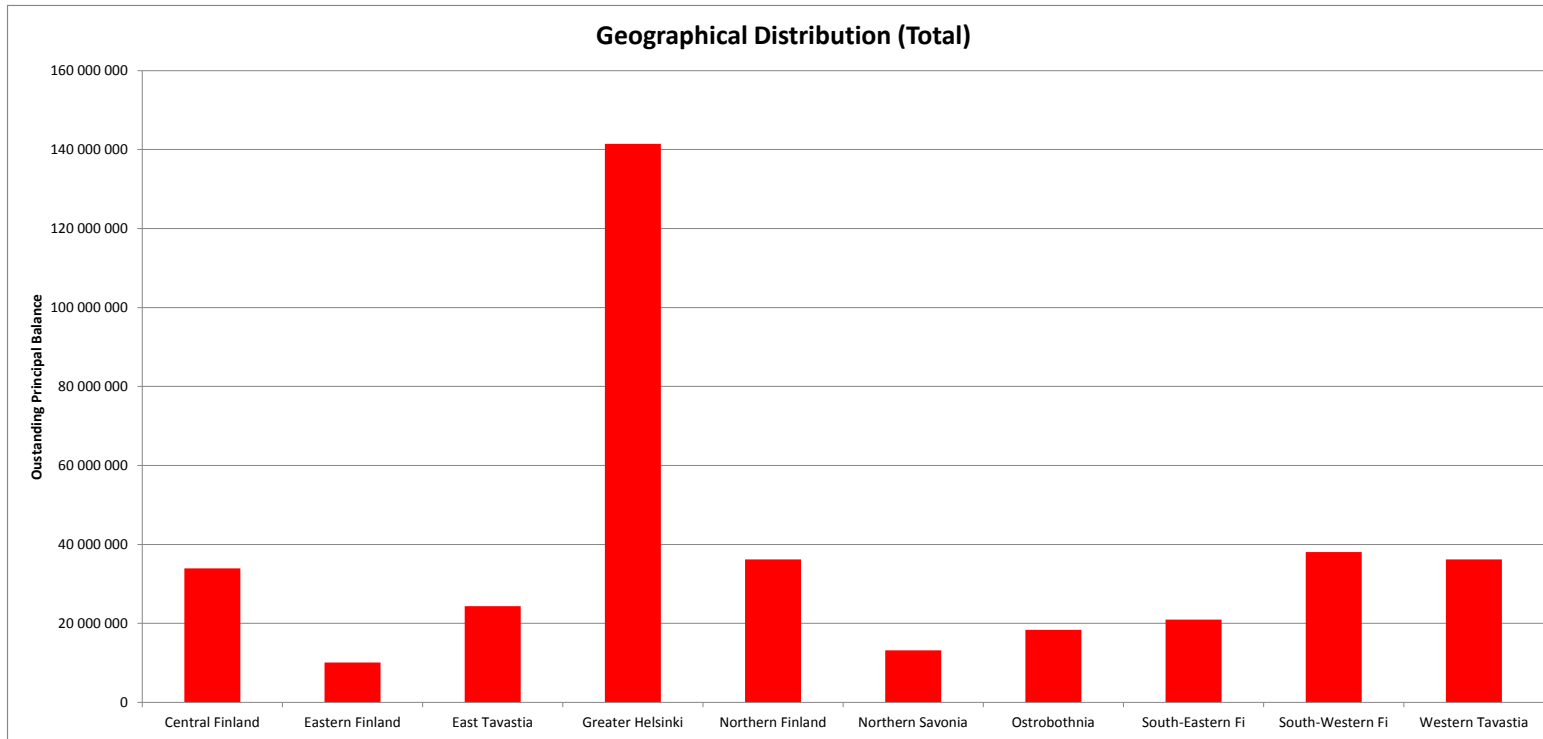
| | | | | | |
|-----------------|-----------------|---------------|---|-------------|--|
| Reporting Date | 29.06.2015 | | | | |
| Payment date | 25.06.2015 | | | | |
| Period No | 7 | | | | |
| Monthly Period | May 2015 | Fixed rate | = | 30/360 days | |
| Interest Period | from 25.05.2015 | to 25.06.2015 | = | 31 days | |

| TOTAL | | | | | | | |
|------------------|--------|---------------------|--------------------------|------------|-----------------------|--------------|------|
| District | No | Outstanding balance | % of Outstanding balance | % of Loans | WA months to maturity | WA seasoning | |
| Central Finland | 2 931 | 33 942 001 | 9,10 % | 9,62 % | 41,2 | | 14,4 |
| Eastern Finland | 904 | 10 109 987 | 2,71 % | 2,97 % | 40,5 | | 14,7 |
| East Tavastia | 1 959 | 24 377 988 | 6,54 % | 6,43 % | 41,7 | | 14,5 |
| Greater Helsinki | 10 850 | 141 440 610 | 37,94 % | 35,62 % | 41,2 | | 14,4 |
| Northern Finland | 2 932 | 36 206 648 | 9,71 % | 9,62 % | 41,9 | | 14,4 |
| Northern Savonia | 1 139 | 13 194 635 | 3,54 % | 3,74 % | 40,1 | | 14,8 |
| Ostrobothnia | 1 665 | 18 381 188 | 4,93 % | 5,47 % | 40,1 | | 14,3 |
| South-Eastern Fi | 1 873 | 20 947 987 | 5,62 % | 6,15 % | 41,5 | | 14,4 |
| South-Western Fi | 3 216 | 38 039 349 | 10,20 % | 10,56 % | 41,3 | | 14,5 |
| Western Tavastia | 2 995 | 36 170 175 | 9,70 % | 9,83 % | 41,3 | | 14,3 |
| | | | | | | | |
| | | | | | | | |
| Total | 30 464 | 372 810 567 | 100 % | 100,00 % | | | |

SCFI Rahoituspalvelut Ltd
Monthly Investor Report

9.b Geographical Distribution Graph

| | | |
|-----------------|-------------------------------|--------------------------|
| Reporting Date | 29.06.2015 | |
| Payment date | 25.06.2015 | |
| Period No | 7 | |
| Monthly Period | May 2015 | Fixed rate = 30/360 days |
| Interest Period | from 25.05.2015 to 25.06.2015 | = 31 days |

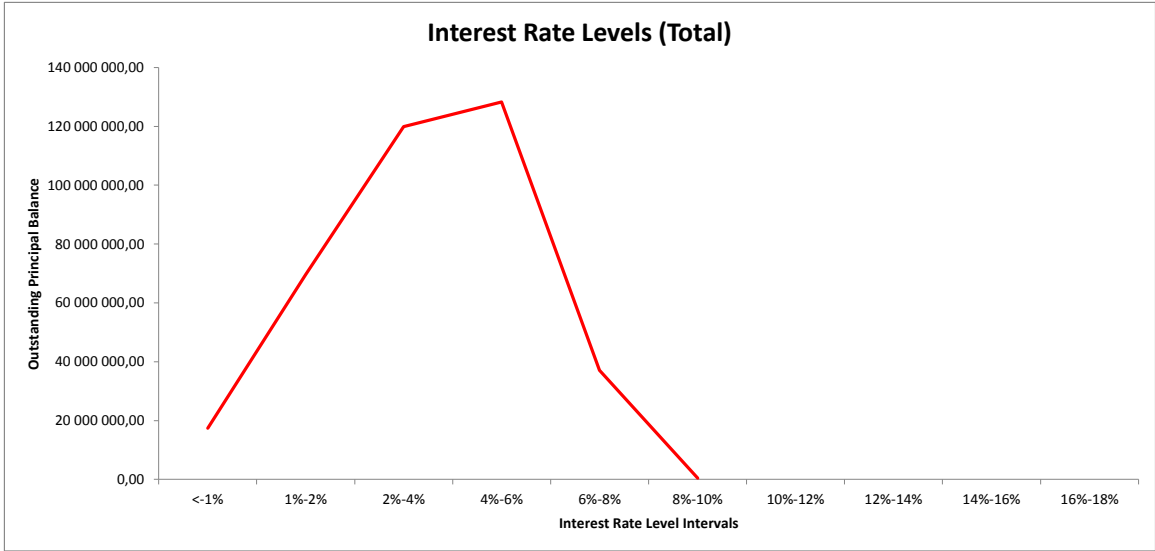


SCFI Rahoituspalvelut Ltd
Monthly Investor Report

10.b Interest Rate



| | | |
|-----------------|-------------------------------|--------------------------|
| Reporting Date | 29.06.2015 | |
| Payment date | 25.06.2015 | |
| Period No | 7 | |
| Monthly Period | May 2015 | Fixed rate = 30/360 days |
| Interest Period | from 25.05.2015 to 25.06.2015 | = 31 days |



SCFI Rahoituspalvelut Ltd
Monthly Investor Report

11.a Remaining Terms



| | | | | | |
|-----------------|-----------------|---------------|---|-------------|--|
| Reporting Date | 29.06.2015 | | | | |
| Payment date | 25.06.2015 | | | | |
| Period No | 7 | | | | |
| Monthly Period | May 2015 | Fixed rate | = | 30/360 days | |
| Interest Period | from 25.05.2015 | to 25.06.2015 | = | 31 days | |

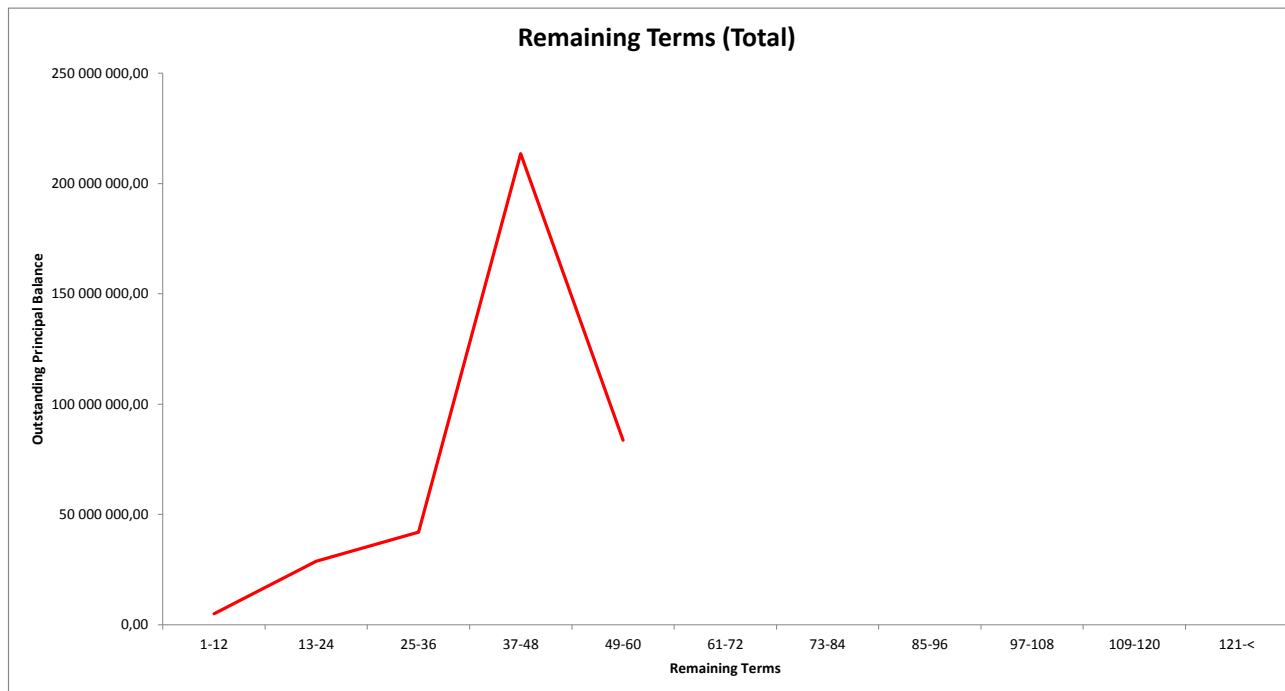
| TOTAL | | | | | | | |
|-------|-----|--------|---------------------|-------------|-----------------------|--------------|------|
| Min | Max | No | Outstanding balance | % | WA months to maturity | WA seasoning | |
| | | 0 | 13 | 5 414 | 0,00 % | 0,0 | 37,3 |
| 1 | | 12 | 1 938 | 4 973 224 | 1,33 % | 8,7 | 16,7 |
| 13 | | 24 | 4 455 | 28 736 342 | 7,71 % | 19,4 | 16,1 |
| 25 | | 36 | 4 621 | 41 894 301 | 11,24 % | 30,5 | 15,1 |
| 37 | | 48 | 14 361 | 213 520 432 | 57,27 % | 43,6 | 15,7 |
| 49 | | 60 | 5 076 | 83 680 854 | 22,45 % | 50,0 | 10,1 |
| 61 | | 72 | | | | | |
| 73 | | 84 | | | | | |
| 85 | | 96 | | | | | |
| 97 | | 108 | | | | | |
| 109 | | 120 | | | | | |
| 121 | | | | | | | |
| Total | | 30 464 | | 372 810 567 | 100 % | | |

SCFI Rahoituspalvelut Ltd
Monthly Investor Report

11.b Remaining Terms



| | | |
|-----------------|-------------------------------|--------------------------|
| Reporting Date | 29.06.2015 | |
| Payment date | 25.06.2015 | |
| Period No | 7 | |
| Monthly Period | May 2015 | Fixed rate = 30/360 days |
| Interest Period | from 25.05.2015 to 25.06.2015 | = 31 days |

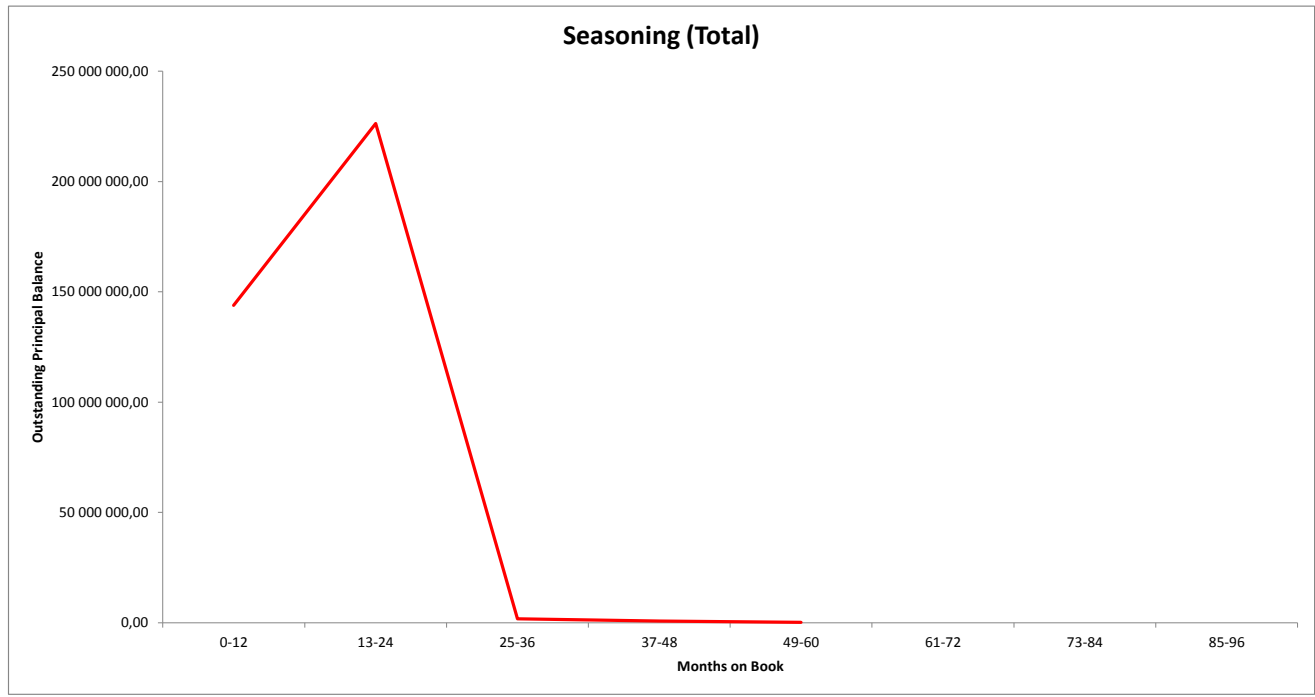


SCFI Rahoituspalvelut Ltd
Monthly Investor Report

12.b Seasoning



| | | |
|-----------------|-------------------------------|--------------------------|
| Reporting Date | 29.06.2015 | |
| Payment date | 25.06.2015 | |
| Period No | 7 | |
| Monthly Period | May 2015 | Fixed rate = 30/360 days |
| Interest Period | from 25.05.2015 to 25.06.2015 | = 31 days |



SCFI Rahoituspalvelut Ltd
Monthly Investor Report

13.a Balloon loans



| | | |
|-----------------|-------------------------------|--------------------------|
| Reporting Date | 29.06.2015 | |
| Payment date | 25.06.2015 | |
| Period No | 7 | |
| Monthly Period | May 2015 | Fixed rate = 30/360 days |
| Interest Period | from 25.05.2015 to 25.06.2015 | = 31 days |

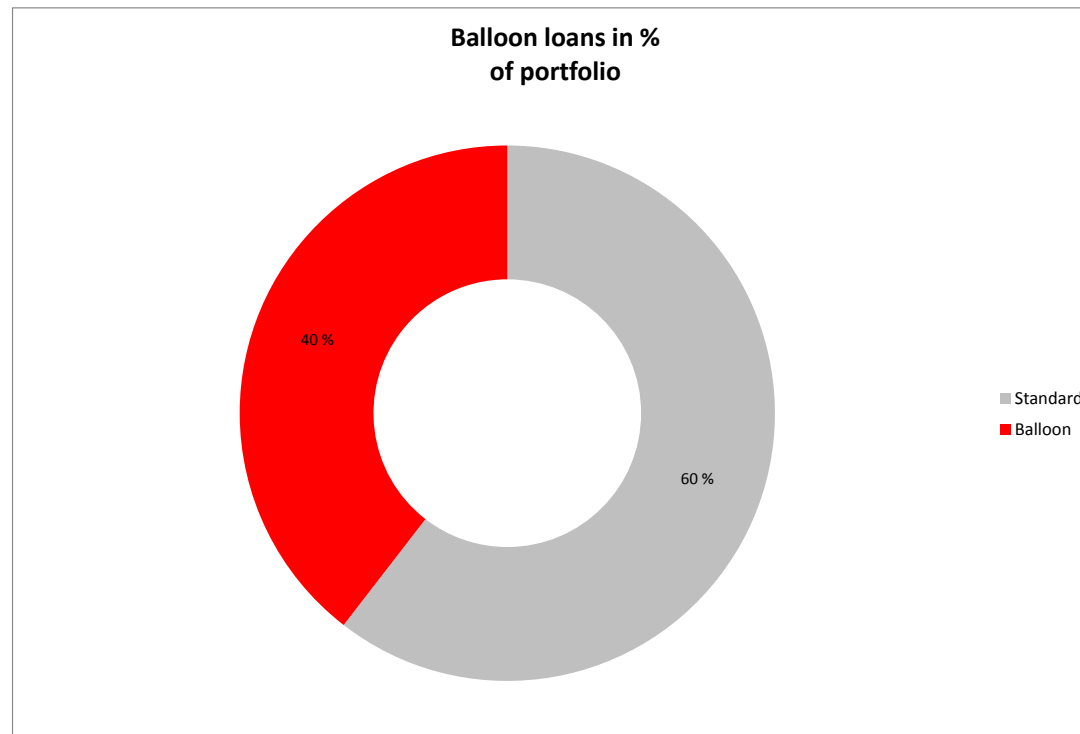
| Balloon loans in % of portfolio | TOTAL | | | | | | | |
|---------------------------------|-------|--------|---------------------|--------------------------|----------------|-------------------|-----------------------|--------------|
| | Min | No | Outstanding balance | % of Outstanding Balance | Residual Value | Residual of Total | WA months to maturity | WA seasoning |
| Standard | | 23 249 | 225 449 235 | 60,47 % | 3 376 | 0,00 % | 39,3 | 14,4 |
| Balloon | | 7 215 | 147 361 332 | 39,53 % | 46 268 790 | 31,40 % | 44,1 | 14,4 |
| | | | | | | | | |
| Total | | 30 464 | 372 810 567 | 100 % | 46 272 166 | 12,41 % | | |

SCFI Rahoituspalvelut Ltd
Monthly Investor Report

13.b Balloon loans



| | | | | | |
|-----------------|-----------------|---------------|---|-------------|--|
| Reporting Date | 29.06.2015 | | | | |
| Payment date | 25.06.2015 | | | | |
| Period No | 7 | | | | |
| Monthly Period | May 2015 | Fixed rate | = | 30/360 days | |
| Interest Period | from 25.05.2015 | to 25.06.2015 | = | 31 days | |

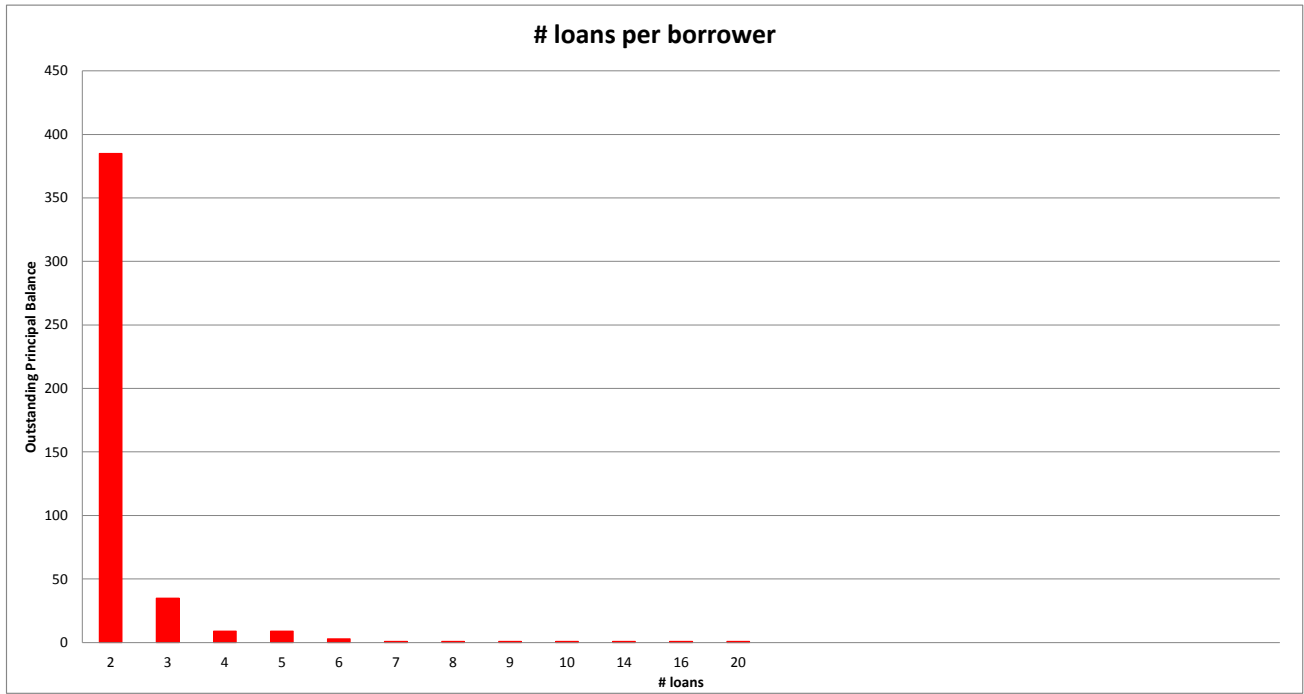


SCFI Rahoituspalvelut Ltd
Monthly Investor Report

14.b # loans per borrower



| | | |
|-----------------|-------------------------------|--------------------------|
| Reporting Date | 29.06.2015 | |
| Payment date | 25.06.2015 | |
| Period No | 7 | |
| Monthly Period | May 2015 | Fixed rate = 30/360 days |
| Interest Period | from 25.05.2015 to 25.06.2015 | = 31 days |



SCFI Rahoituspalvelut Ltd
Monthly Investor Report

15.a Amortization Profile



| | | |
|-----------------|-------------------------------|--------------------------|
| Reporting Date | 29.06.2015 | |
| Payment date | 25.06.2015 | |
| Period No | 7 | |
| Monthly Period | May 2015 | Fixed rate = 30/360 days |
| Interest Period | from 25.05.2015 to 25.06.2015 | = 31 days |

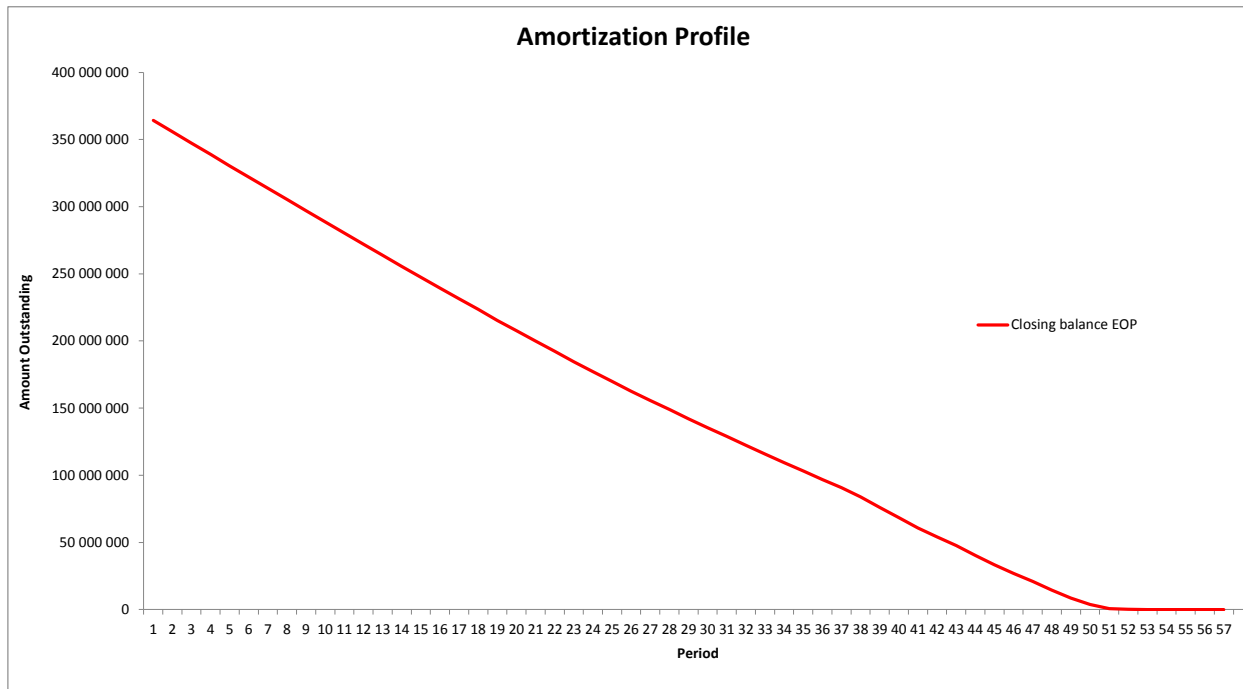
| Period | TOTAL | | | | | |
|--------|-----------------|-----------------|--------------|-----------|--------|------------|
| | Opening Balance | Closing Balance | Amortization | Interest | Yield | Percentage |
| 1 | 372 810 567 | 364 315 783 | 8 494 785 | 1 239 194 | 4,06 % | 97,72 % |
| 2 | 364 315 783 | 355 843 184 | 8 472 598 | 1 210 148 | 4,06 % | 95,45 % |
| 3 | 355 843 184 | 347 362 634 | 8 480 550 | 1 181 804 | 4,06 % | 93,17 % |
| 4 | 347 362 634 | 338 918 000 | 8 444 634 | 1 153 544 | 4,06 % | 90,91 % |
| 5 | 338 918 000 | 330 507 482 | 8 410 518 | 1 125 322 | 4,06 % | 88,65 % |
| 6 | 330 507 482 | 322 094 836 | 8 412 646 | 1 097 206 | 4,06 % | 86,40 % |
| 7 | 322 094 836 | 313 733 322 | 8 361 514 | 1 069 091 | 4,06 % | 84,15 % |
| 8 | 313 733 322 | 305 379 265 | 8 354 057 | 1 041 142 | 4,06 % | 81,91 % |
| 9 | 305 379 265 | 297 021 684 | 8 357 581 | 1 013 185 | 4,05 % | 79,67 % |
| 10 | 297 021 684 | 288 693 118 | 8 328 566 | 985 215 | 4,05 % | 77,44 % |
| 11 | 288 693 118 | 280 348 821 | 8 344 297 | 957 318 | 4,05 % | 75,20 % |
| 12 | 280 348 821 | 272 026 968 | 8 321 852 | 929 369 | 4,05 % | 72,97 % |
| 13 | 272 026 968 | 263 808 616 | 8 218 352 | 901 538 | 4,05 % | 70,76 % |
| 14 | 263 808 616 | 255 571 180 | 8 237 437 | 874 016 | 4,05 % | 68,55 % |
| 15 | 255 571 180 | 247 428 983 | 8 142 196 | 846 482 | 4,05 % | 66,37 % |
| 16 | 247 428 983 | 239 377 473 | 8 051 510 | 819 309 | 4,05 % | 64,21 % |
| 17 | 239 377 473 | 231 414 746 | 7 962 727 | 792 360 | 4,05 % | 62,07 % |
| 18 | 231 414 746 | 223 500 799 | 7 913 947 | 765 742 | 4,04 % | 59,95 % |
| 19 | 223 500 799 | 215 333 097 | 8 167 702 | 739 216 | 4,04 % | 57,76 % |
| 20 | 215 333 097 | 207 616 739 | 7 716 358 | 712 176 | 4,04 % | 55,69 % |
| | | | | | | |
| | | | | | | |

Amortization profile (first 20 periods)

SCFI Rahoituspalvelut Ltd
Monthly Investor Report

15.b Amortization Profile

| | | |
|-----------------|-------------------------------|--------------------------|
| Reporting Date | 29.06.2015 | |
| Payment date | 25.06.2015 | |
| Period No | 7 | |
| Monthly Period | May 2015 | Fixed rate = 30/360 days |
| Interest Period | from 25.05.2015 to 25.06.2015 | = 31 days |



**SCFI Rahoituspalvelut Ltd
Monthly Investor Report**

16.a Payment Holidays



| | | | | | |
|-----------------|-----------------|---------------|---|-------------|--|
| Reporting Date | 29.06.2015 | | | | |
| Payment date | 25.06.2015 | | | | |
| Period No | 7 | | | | |
| Monthly Period | May 2015 | Fixed rate | = | 30/360 days | |
| Interest Period | from 25.05.2015 | to 25.06.2015 | = | 31 days | |

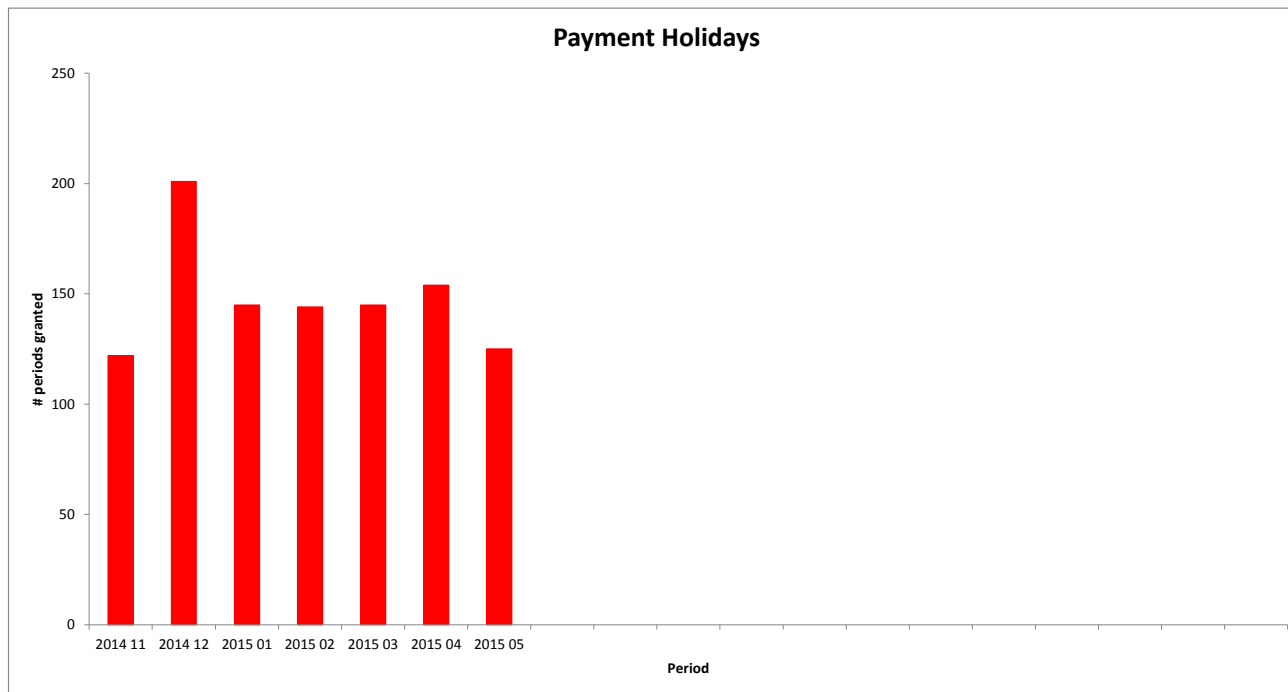
| TOTAL | | | | | |
|---------|-------|---------------------------|-----------------|-----------------|--|
| Period | No | Number of periods granted | Sum of Payments | Closing Balance | |
| 2014 11 | 122 | 186 | 53 198 | 2 111 589 | |
| 2014 12 | 201 | 259 | 71 441 | 3 113 780 | |
| 2015 01 | 145 | 199 | 54 831 | 2 246 481 | |
| 2015 02 | 144 | 219 | 65 418 | 2 388 678 | |
| 2015 03 | 145 | 213 | 68 793 | 2 553 256 | |
| 2015 04 | 154 | 214 | 58 576 | 2 232 972 | |
| 2015 05 | 125 | 188 | 56 454 | 1 901 911 | |
| | | | | | |
| | | | | | |
| | | | | | |
| | | | | | |
| | | | | | |
| | | | | | |
| | | | | | |
| | | | | | |
| | | | | | |
| | | | | | |
| | | | | | |
| | | | | | |
| | | | | | |
| | | | | | |
| | | | | | |
| | | | | | |
| | | | | | |
| | | | | | |
| | | | | | |
| Total: | 1 036 | 1 478 | 428 711 | 16 548 668 | |

SCFI Rahoituspalvelut Ltd
Monthly Investor Report

16.b Payment Holidays



| | | |
|-----------------|-------------------------------|--------------------------|
| Reporting Date | 29.06.2015 | |
| Payment date | 25.06.2015 | |
| Period No | 7 | |
| Monthly Period | May 2015 | Fixed rate = 30/360 days |
| Interest Period | from 25.05.2015 to 25.06.2015 | = 31 days |



SCFI Rahoituspalvelut Ltd
Monthly Investor Report

17.a Downpayment



| | | | | | |
|-----------------|------------|------------|------------|------------|-------------|
| Reporting Date | 29.06.2015 | | | | |
| Payment date | 25.06.2015 | | | | |
| Period No | 7 | | | | |
| Monthly Period | May 2015 | | Fixed rate | = | 30/360 days |
| Interest Period | from | 25.05.2015 | to | 25.06.2015 | = 31 days |

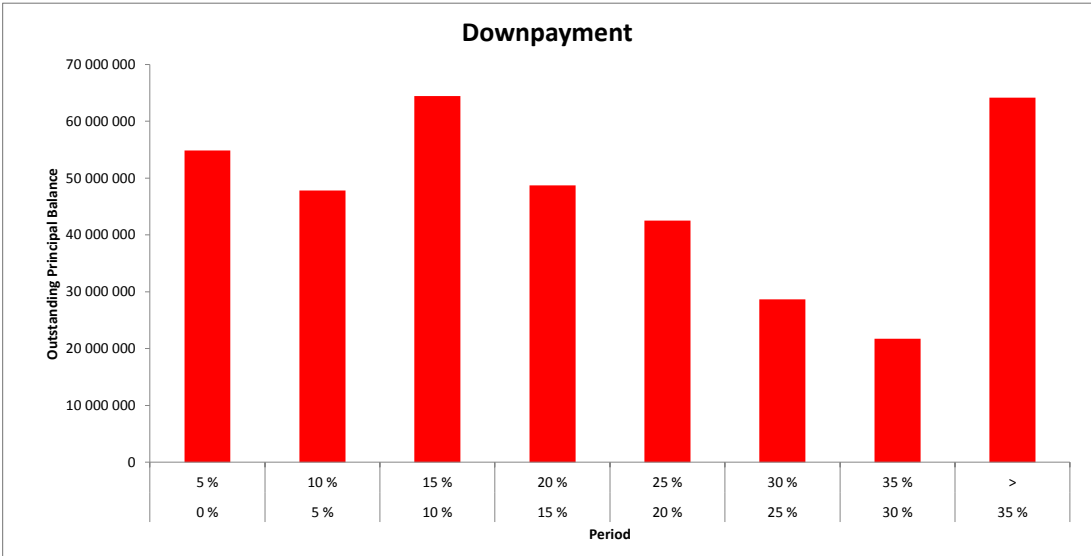
| TOTAL | | | | | | | |
|---------------|----------|---------|--------|---------------------|--------|-----------------------|--------------|
| Downpayment % | Min (>=) | Max (<) | No | Outstanding balance | % | WA months to maturity | WA seasoning |
| | 0 % | 5 % | 3 560 | 54 855 472 | 14,7 % | 44,7 | 13,8 |
| | 5 % | 10 % | 3 204 | 47 790 433 | 12,8 % | 43,9 | 14,3 |
| | 10 % | 15 % | 4 788 | 64 401 713 | 17,3 % | 42,8 | 14,6 |
| | 15 % | 20 % | 3 666 | 48 739 406 | 13,1 % | 41,7 | 14,7 |
| | 20 % | 25 % | 3 379 | 42 523 994 | 11,4 % | 40,5 | 14,6 |
| | 25 % | 30 % | 2 327 | 28 659 723 | 7,7 % | 40,9 | 14,5 |
| | 30 % | 35 % | 1 855 | 21 707 356 | 5,8 % | 39,7 | 14,7 |
| | 35 % > | | 7 685 | 64 132 469 | 17,2 % | 35,4 | 14,4 |
| | Total | | 30 464 | 372 810 567 | 100 % | | |

SCFI Rahoituspalvelut Ltd
Monthly Investor Report

17.b Downpayment



| | | | | |
|-----------------|-----------------|---------------|---|-------------|
| Reporting Date | 29.06.2015 | | | |
| Payment date | 25.06.2015 | | | |
| Period No | 7 | | | |
| Monthly Period | May 2015 | Fixed rate | = | 30/360 days |
| Interest Period | from 25.05.2015 | to 25.06.2015 | = | 31 days |



SCFI Rahoituspalvelut Ltd
Monthly Investor Report

18.a Vehicle Condition



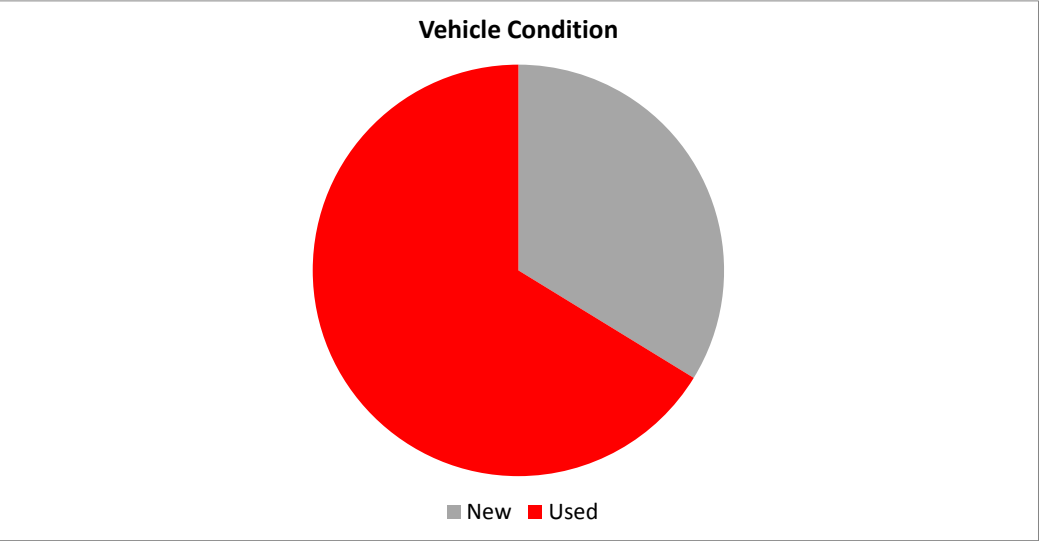
| | | | | | |
|-----------------|-----------------|---------------|---|-------------|--|
| Reporting Date | 29.06.2015 | | | | |
| Payment date | 25.06.2015 | | | | |
| Period No | 7 | | | | |
| Monthly Period | May 2015 | Fixed rate | = | 30/360 days | |
| Interest Period | from 25.05.2015 | to 25.06.2015 | = | 31 days | |

| Vehicle condition | TOTAL | | | | | |
|-------------------|-------------------|--------|---------------------|--------|-----------------------|--------------|
| | Vehicle condition | No | Outstanding balance | % | WA months to maturity | WA seasoning |
| | New | 7 468 | 125 819 810 | 33,7 % | 40,7 | 14,6 |
| | Used | 22 996 | 246 990 758 | 66,3 % | 41,5 | 14,3 |
| | Total | 30 464 | 372 810 567 | 100 % | | |

18.b Vehicle Condition



| | | | | | |
|-----------------|-----------------|---------------|---|-------------|--|
| Reporting Date | 29.06.2015 | | | | |
| Payment date | 25.06.2015 | | | | |
| Period No | 7 | | | | |
| Monthly Period | May 2015 | Fixed rate | = | 30/360 days | |
| Interest Period | from 25.05.2015 | to 25.06.2015 | = | 31 days | |



SCFI Rahoituspalvelut Ltd
Monthly Investor Report

19.a Borrower Type



| | | | | | |
|-----------------|-----------------|---------------|---|-------------|--|
| Reporting Date | 29.06.2015 | | | | |
| Payment date | 25.06.2015 | | | | |
| Period No | 7 | | | | |
| Monthly Period | May 2015 | Fixed rate | = | 30/360 days | |
| Interest Period | from 25.05.2015 | to 25.06.2015 | = | 31 days | |

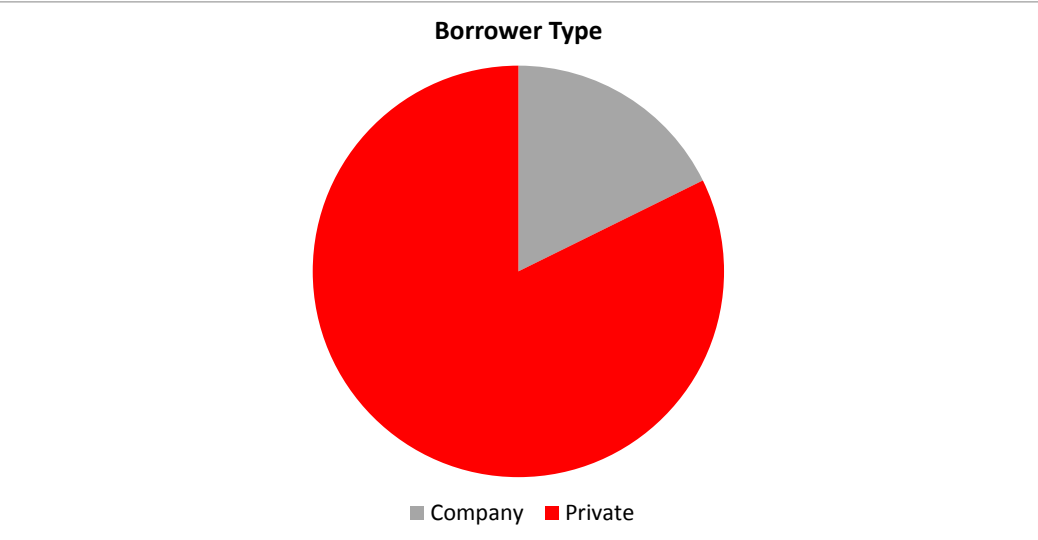
| Borrower Type | TOTAL | | | | | |
|---------------|---------------|--------|---------------------|--------|-----------------------|--------------|
| | Borrower type | No | Outstanding balance | % | WA months to maturity | WA seasoning |
| | Company | 3 887 | 66 037 794 | 17,7 % | 37,8 | 14,6 |
| | Private | 26 577 | 306 772 774 | 82,3 % | 42,0 | 14,4 |
| | | | | | | |
| | Total | 30 464 | 372 810 567 | 100 % | | |

SCFI Rahoituspalvelut Ltd
Monthly Investor Report

19.b Borrower Type



| | | | | | |
|-----------------|-----------------|---------------|---|-------------|--|
| Reporting Date | 29.06.2015 | | | | |
| Payment date | 25.06.2015 | | | | |
| Period No | 7 | | | | |
| Monthly Period | May 2015 | Fixed rate | = | 30/360 days | |
| Interest Period | from 25.05.2015 | to 25.06.2015 | = | 31 days | |



SCFI Rahoituspalvelut Ltd
Monthly Investor Report

20.a Vehicle type



| | | | | | |
|-----------------|-----------------|---------------|------------|---|-------------|
| Reporting Date | 29.06.2015 | | | | |
| Payment date | 25.06.2015 | | | | |
| Period No | 7 | | | | |
| Monthly Period | May 2015 | | Fixed rate | = | 30/360 days |
| Interest Period | from 25.05.2015 | to 25.06.2015 | | = | 31 days |

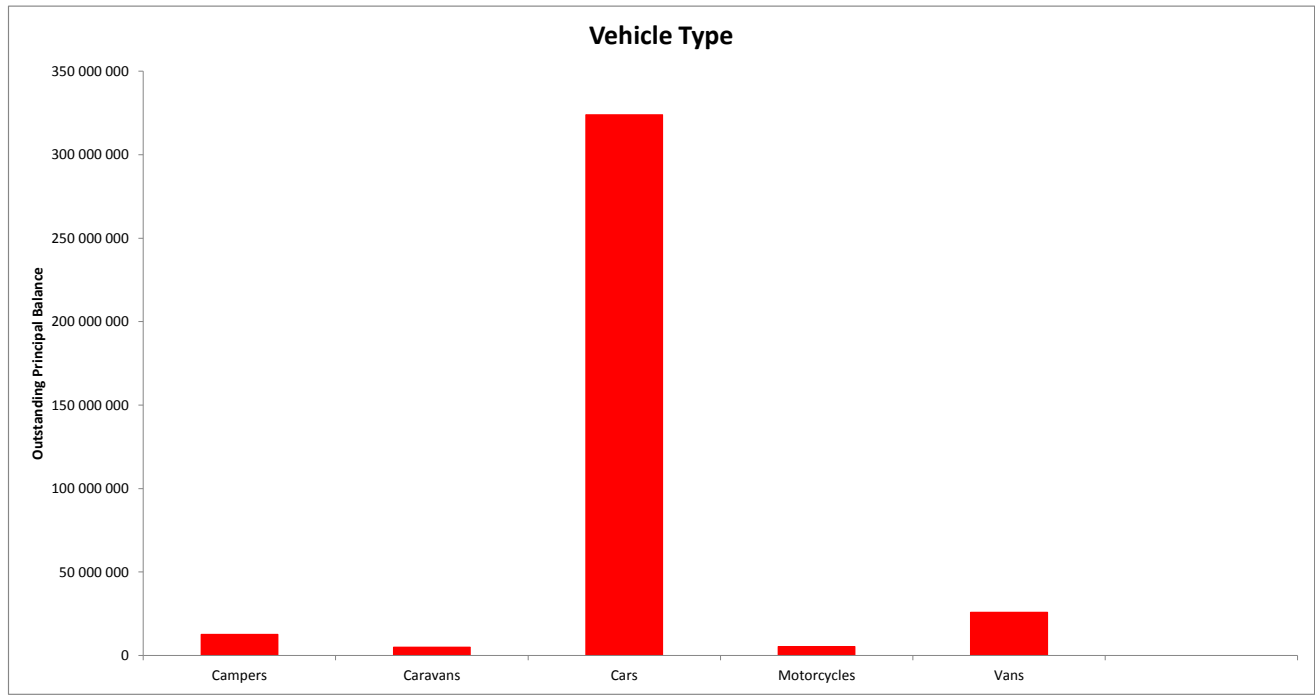
| TOTAL | | | | | | |
|--------------|-------------|--------|---------------------|--------------------------|-----------------------|--------------|
| Vehicle type | Min | No | Outstanding balance | % of Outstanding Balance | WA months to maturity | WA seasoning |
| | Campers | 581 | 12 662 713 | 3,40 % | 43,5 | 14,29 |
| | Caravans | 459 | 5 096 940 | 1,37 % | 42,6 | 14,55 |
| | Cars | 26 757 | 323 897 570 | 86,88 % | 41,3 | 14,42 |
| | Motorcycles | 683 | 5 302 782 | 1,42 % | 41,0 | 13,14 |
| | Vans | 1 984 | 25 850 563 | 6,93 % | 38,8 | 14,82 |
| | | | | | | |
| | | 30 464 | 372 810 567 | 100 % | | |

SCFI Rahoituspalvelut Ltd
Monthly Investor Report

20.b Vehicle type



| | | |
|-----------------|-------------------------------|--------------------------|
| Reporting Date | 29.06.2015 | |
| Payment date | 25.06.2015 | |
| Period No | 7 | |
| Monthly Period | May 2015 | Fixed rate = 30/360 days |
| Interest Period | from 25.05.2015 to 25.06.2015 | = 31 days |

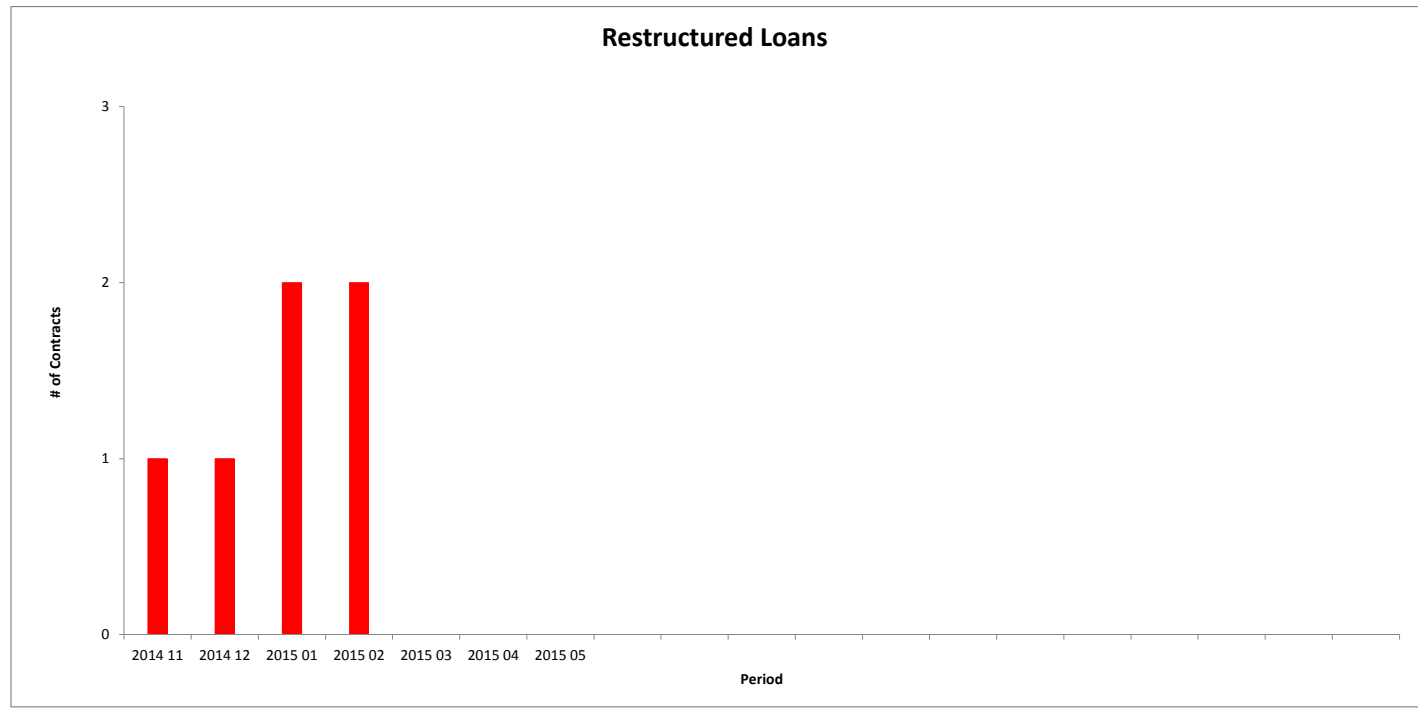


SCFI Rahoituspalvelut Ltd
Monthly Investor Report

21.b Restructured Loans



| | | | | | |
|-----------------|-----------------|---------------|---|-------------|--|
| Reporting Date | 29.06.2015 | | | | |
| Payment date | 25.06.2015 | | | | |
| Period No | 7 | | | | |
| Monthly Period | May 2015 | Fixed rate | = | 30/360 days | |
| Interest Period | from 25.05.2015 | to 25.06.2015 | = | 31 days | |

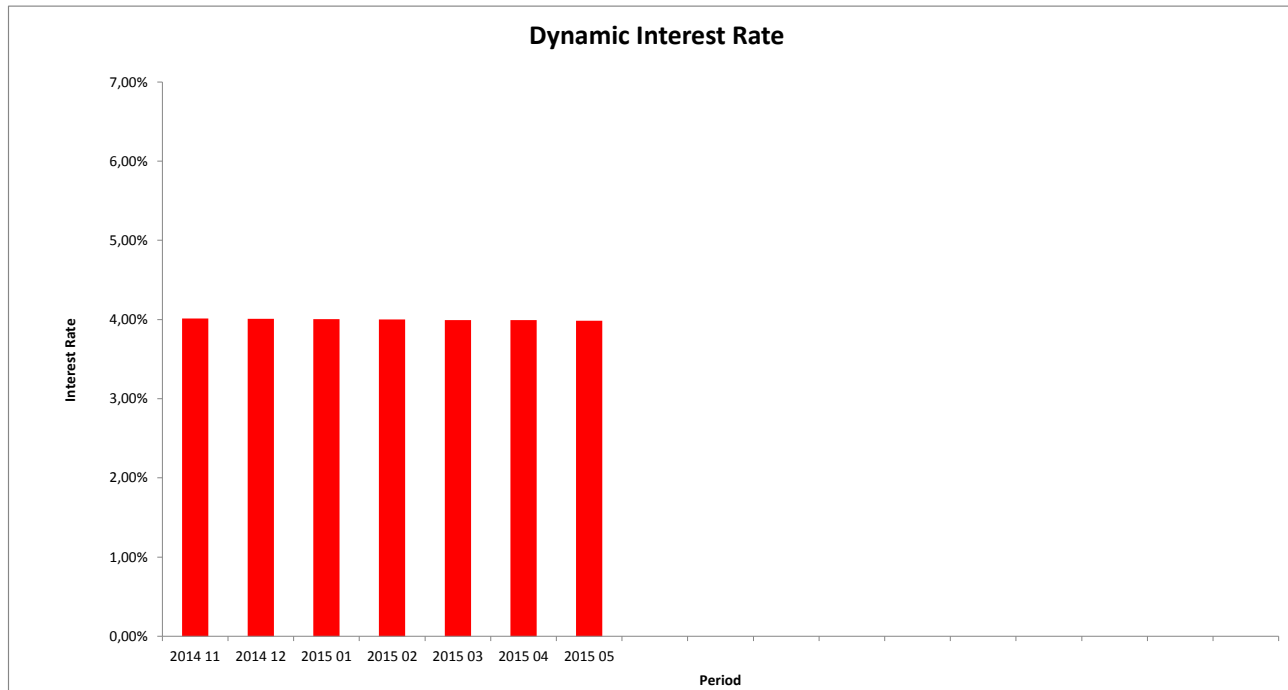


SCFI Rahoituspalvelut Ltd
Monthly Investor Report

22.b Dynamic Interest Rate



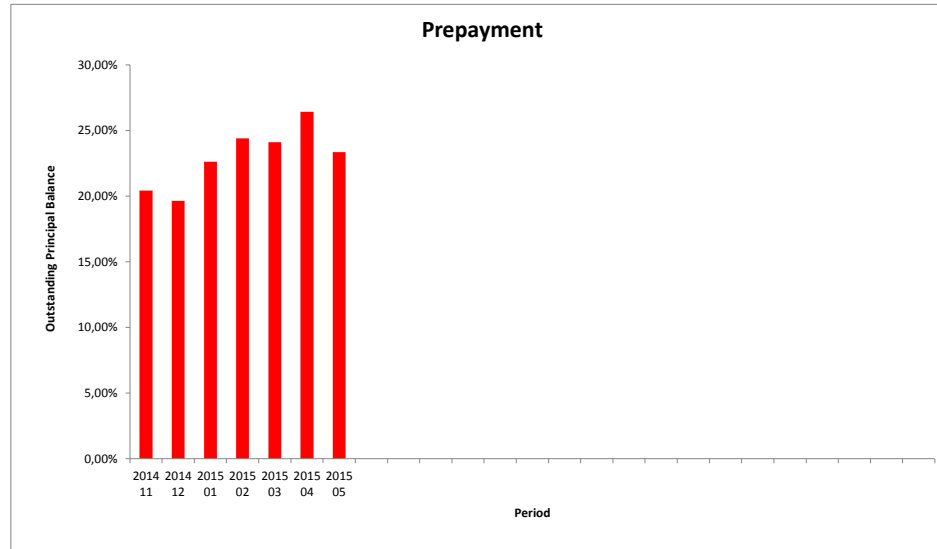
| | | |
|-----------------|-------------------------------|--------------------------|
| Reporting Date | 29.06.2015 | |
| Payment date | 25.06.2015 | |
| Period No | 7 | |
| Monthly Period | May 2015 | Fixed rate = 30/360 days |
| Interest Period | from 25.05.2015 to 25.06.2015 | = 31 days |



23.b Dynamic Pre-Payments



| | | |
|-----------------|------------|---------------|
| Reporting Date | 29.06.2015 | |
| Payment date | 25.06.2015 | |
| Period No | 7 | |
| Monthly Period | from | May 2015 |
| Interest Period | to | 25.05.2015 |
| | Fixed rate | = 30/360 days |
| | | = 31 days |



SCFI Rahoituspalvelut Ltd
Monthly Investor Report

24. Delinquency



| | | |
|-----------------|-------------------------------|--------------------------|
| Reporting Date | 29.06.2015 | |
| Payment date | 25.06.2015 | |
| Period No | 7 | |
| Monthly Period | May 2015 | Fixed rate = 30/360 days |
| Interest Period | from 25.05.2015 to 25.06.2015 | = 31 days |

| year | mth | Total outstanding | accounts current | balance current | accounts 1-30 | balance 1-30 | accounts 30-60 | balance 30-60 | accounts 60-90 | balance 60-90 | accounts 90-120 | balance 90-120 | accounts 120-150 | balance 120-150 | accounts 150-180 | balance 150-180 | New defaults Count | New defaults Balance | |
|------|-----|-------------------|------------------|-----------------|---------------|--------------|----------------|---------------|----------------|---------------|-----------------|----------------|------------------|-----------------|------------------|-----------------|--------------------|----------------------|--|
| | 11 | 482 997 572 | 33 078 | 451 050 167 | 1 886 | 27 827 140 | 261 | 3 634 790 | 34 | 485 475 | | | | | | | 0 | 0 | |
| | 12 | 464 830 497 | 32 612 | 436 253 869 | 1 760 | 25 280 176 | 186 | 2 366 818 | 49 | 733 413 | 14 | 196 220 | | | | | 1 | 15 913 | |
| 2015 | 1 | 445 935 670 | 31 932 | 418 959 066 | 1 614 | 22 821 683 | 221 | 3 093 308 | 53 | 623 603 | 24 | 311 711 | 10 | 126 299 | | | 5 | 72 683 | |
| | 2 | 427 392 973 | 31 031 | 399 327 802 | 1 704 | 23 813 707 | 220 | 3 072 117 | 43 | 626 304 | 23 | 266 647 | 20 | 247 024 | 2 | 39 375 | 6 | 79 114 | |
| | 3 | 408 409 085 | 29 745 | 375 806 629 | 2 097 | 28 707 420 | 200 | 2 617 265 | 47 | 830 883 | 19 | 253 515 | 10 | 108 575 | 6 | 84 797 | 25 | 365 310 | |
| | 4 | 389 516 915 | 29 144 | 361 109 820 | 1 806 | 24 191 827 | 214 | 2 989 805 | 60 | 779 752 | 19 | 236 416 | 10 | 160 829 | 5 | 48 466 | 18 | 183 239 | |
| | 5 | 372 810 567 | 27 908 | 339 530 532 | 2 196 | 28 528 491 | 250 | 3 210 336 | 69 | 976 764 | 22 | 269 896 | 15 | 246 892 | 4 | 47 656 | 14 | 175 057 | |
| | 6 | | | | | | | | | | | | | | | | | | |
| | 7 | | | | | | | | | | | | | | | | | | |
| | 8 | | | | | | | | | | | | | | | | | | |
| | 9 | | | | | | | | | | | | | | | | | | |
| | 10 | | | | | | | | | | | | | | | | | | |
| | 11 | | | | | | | | | | | | | | | | | | |
| | 12 | | | | | | | | | | | | | | | | | | |

SCFI Rahoituspalvelut Ltd
Monthly Investor Report

25. Defaults, Recoveries and Losses by Quarter of Default



| | | |
|-----------------|-------------------------------|--------------------------|
| Reporting Date | 29.06.2015 | |
| Payment date | 25.06.2015 | |
| Period No | 7 | |
| Monthly Period | May 2015 | Fixed rate = 30/360 days |
| Interest Period | from 25.05.2015 to 25.06.2015 | = 31 days |

| Default Quarter | Default Amount | Recovery Quarter No Of Loans | 2014 4 | | | 2015 1 | | | 2015 2 | | | 2015 3 | | |
|-----------------|----------------|---------------------------------|------------|--------------------|--------|------------|--------------------|---------|------------|--------------------|---------|------------|--------------------|------|
| | | | Recoveries | Cum. Recoveries | Loss | Recoveries | Cum. Recoveries | Loss | Recoveries | Cum. Recoveries | Loss | Recoveries | Cum. Recoveries | Loss |
| 2014 4 | 15 913 | 1 | - | - | 15 913 | - | - | 15 913 | - | - | 15 913 | | | |
| 2015 1 | 517 107 | 36 | | | | 90 731 | 90 731 | 426 376 | 167 059 | 257 790 | 259 317 | | | |
| 2015 2 | 358 297 | 32 | | | | | | | 221 755 | 221 755 | 136 541 | | | |
| 2015 3 | | | | | | | | | | | | | | |

SCFI Rahoituspalvelut Ltd
Monthly Investor Report

26. Priority of Payments



| | | |
|-----------------|-------------------------------|--------------------------|
| Reporting Date | 29.06.2015 | |
| Payment date | 25.06.2015 | |
| Period No | 7 | |
| Monthly Period | May 2015 | Fixed rate = 30/360 days |
| Interest Period | from 25.05.2015 to 25.06.2015 | = 31 days |

Purchaser Priority of Payments

| | | | |
|---|---|---------------|-----|
| Purchaser Available Distribution Amount | + | 18 307 278,83 | EUR |
| Senior Expenses | - | 416,00 | EUR |
| Servicing Fee | - | 160 515,66 | EUR |
| Servicer Advance Reserve Fund Replenishment | - | - | EUR |
| Interest on Loan to Issuer | - | 1 439 999,41 | EUR |
| Principal on Loan to Issuer | - | 16 706 347,76 | EUR |
| | | - | |

Issuer Priority of Payments

| | | | |
|--|---|---------------|-----|
| Issuer Available Distribution Amount | + | 24 272 898,10 | EUR |
| Senior Expenses | - | 416,00 | EUR |
| Interest Class A | - | 123 749,00 | EUR |
| Interest Class B | - | 27 188,00 | EUR |
| Credit the Reserve Account up to the required Liquidity Reserve Amount | - | 3 895 169,15 | EUR |
| Prior to PDTE - Interest on Class C notes | - | 5 583,00 | EUR |
| Prior to PDTE - Interest on Class D notes | - | 10 500,00 | EUR |
| Principal Payments on Class A | - | 16 706 347,76 | EUR |
| Principal Payments on Class B | - | - | EUR |
| Principal Payments on Class C | - | - | EUR |
| Principal Payments on Class D | - | - | EUR |
| Interest on Class E notes | - | 23 917,00 | EUR |
| Principal Payments on Class E | - | - | EUR |
| Credit Reserve Account up to Required Reserve Amount | - | 1 947 584,58 | EUR |
| Interest on Class F notes | - | 54 250,00 | EUR |
| Principal Payments on Class F | - | - | EUR |
| Interest and Principal on Expenses Advance | - | 50 675,00 | EUR |
| Interest Issuer Subordinated Loan | - | 2 542,35 | EUR |
| Principal Issuer Subordinated Loan | - | 283 382,54 | EUR |
| Payment to Purchaser | - | 1 141 593,72 | EUR |
| | | - | |

Purchaser Priority of Payments: Second Pass

| | | | |
|--|---|--------------|-----|
| Available Distribution Amount | + | 1 141 593,72 | EUR |
| Interest on Purchaser Subordinated Loan (SAF) | - | 41,50 | EUR |
| Principal on Purchaser Subordinated Loan (SAF) | - | - | EUR |
| Payment of residual funds to Seller | = | 1 141 552,22 | EUR |

SCFI Rahoituspalvelut Ltd
Monthly Investor Report

27. Transaction Costs



| | | |
|-----------------|-------------------------------|--------------------------|
| Reporting Date | 29.06.2015 | |
| Payment date | 25.06.2015 | |
| Period No | 7 | |
| Monthly Period | May 2015 | Fixed rate = 30/360 days |
| Interest Period | from 25.05.2015 to 25.06.2015 | = 31 days |

| Transaction Costs | Currency | All Notes | Class A | Class B | Class C | Class D | Class E | Class F |
|--|----------|--------------|--------------|------------|-----------|-----------|------------|------------|
| Senior Expenses | EUR | 416,00 | | | | | | |
| Interest accrued for the Period | EUR | 245 187,00 | 123 749,00 | 27 188,00 | 5 583,00 | 10 500,00 | 23 917,00 | 54 250,00 |
| Cumulative Interest accrued | EUR | 2 064 857,00 | 1 137 882,00 | 207 534,00 | 42 617,00 | 80 150,00 | 182 566,00 | 414 108,00 |
| Interest Payments | EUR | 245 187,00 | 123 749,00 | 27 188,00 | 5 583,00 | 10 500,00 | 23 917,00 | 54 250,00 |
| Cumulative Interest Payments | EUR | 2 064 857,00 | 1 137 882,00 | 207 534,00 | 42 617,00 | 80 150,00 | 182 566,00 | 414 108,00 |
| Interest accrued on Subordinated Loan for the Period | EUR | 2 542,35 | | | | | | |
| Cumulative Interest accrued on Subordinated Loan | EUR | 24 702,64 | | | | | | |
| Interest Payments on Subordinated Loan | EUR | 2 542,35 | | | | | | |
| Cumulative Interest Payments on Subordinated Loan | EUR | 24 702,64 | | | | | | |
| Unpaid Interest for the Period | EUR | - | | | | | | |
| Cumulative Unpaid Interest | EUR | - | | | | | | |

**SCFI Rahoituspalvelut Ltd
Monthly Investor Report**

28. Contact Details



Santander Consumer Bank AS

Financial Markets

| | | |
|---------------------|-----------------|--|
| Anders Bruun-Olsen | +47 21 08 37 70 | anders.bruun.olsen@santanderconsumer.no |
| Priscilla Halverson | +47 21 08 37 72 | priscilla.halverson@santanderconsumer.no |
| Anders Fuglsang | +47 95 04 21 28 | anders.fuglsang@santanderconsumer.no |
| Ellen Belck-Olsen | +47 48 02 62 00 | ellen.belck.olsen@santanderconsumer.no |

Risk

| | | |
|----------------------------------|-----------------|---|
| Tom Daniel Sivertsen | +47 21 08 38 97 | tom.daniel.sivertsen@santanderconsumer.no |
| Morten Christopher Freberg Holme | +47 21 08 38 25 | morten.holme@santanderconsumer.no |
| Tatiana Sushko | +47 21 08 37 54 | tatiana.sushko@santanderconsumer.no |

| | | | | | |
|-----------------|-----------------|---------------|------------|---|-------------|
| Reporting Date | 29.06.2015 | | | | |
| Payment date | 25.06.2015 | | | | |
| Period No | 7 | | | | |
| Monthly Period | May 2015 | | Fixed rate | = | 30/360 days |
| Interest Period | from 25.05.2015 | to 25.06.2015 | | = | 31 days |