

SCFI Rahoituspalvelut DAC
Monthly Investor Report

Cover Sheet Monthly Investor Report



Reporting Date	27.04.2017	Following payment dates:	26.05.2017
Payment date	25.04.2017		26.06.2017
Period No	29		
Monthly Period	Mar 2017	Fixed rate	= 30/360 days
Interest Period	from 25.03.2017		= 31 days
to	31.03.2017		
Cut-Off date			

Index

	Page
1 Portfolio Information	1
2 Amount Due for Distribution	2
3 Reserve Accounts	3
4 Performance Data	4
5 Outstanding Notes	5
6 Counterparty Ratings, Trigger Levels and Consequences	6
7 a Original Principal Balance	7
7 b Original PB (Graph)	8
8 a Outstanding principal Balance	9
8 b Outstanding PB (Graph)	10
9 a Geographical Distribution	11
9 b Geographical (Graph)	12
10 a Interest Rate	13
10 b Interest Rate (Graph)	14
11 a Remaining Terms	15
11 b Remaining Terms (Graph)	16
12 a Seasoning	17
12 b Seasoning (Graph)	18
13 a Balloon loans as % of other loans	19
13 b Balloon loans as % of other loans (Graph)	20
14 a Loans per borrower	21
14 b Loans per borrower (Graph)	22
15 a Amortization Profile	23
15 b Amortization Profile (Graph)	24
16 a Payment Holidays	25
16 b Payment Holidays (Graph)	26
17 a Downpayment	27
17 b Downpayment (Graph)	28
18 a Vehicle Condition	29
18 b Vehicle Condition (Graph)	30
19 a Borrower Type	31
19 b Borrower Type (Graph)	32
20 a Vehicle Type	33
20 b Vehicle Type (Graph)	34
21 a Restructured Loans	35
21 b Restructured Loans (Graph)	36
22 Dynamic Interest Rate	37
23 Dynamic Pre-Payment	38
24 Dynamic Delinquency	39
25 Defaults, Recoveries and Losses by Quarter of Default	40
26 Priority of Payments Pre-Enforcement	41
27 Transaction Costs	42
28 Contact Details	43

SCFI Rahoituspalvelut DAC
Monthly Investor Report

1. Portfolio Information



Reporting Date	27.04.2017	
Payment date	25.04.2017	
Period No	29	
Monthly Period	Mar 2017	Fixed rate = 30/360 days
Interest Period	from 25.03.2017	to 25.04.2017 = 31 days

	Current Period	Previous Period
	Aggregated Outstanding Principal Amount	Aggregated Outstanding Principal Amount
Outstanding receivables		
Opening balance	99 327 732,26 EUR	106 490 825,93 EUR
Scheduled Loan Principal Repayments	4 093 581,46 EUR	3 615 871,15 EUR
Prepayments	3 935 120,23 EUR	3 464 562,56 EUR
Deemed Collections - Other	- EUR	- EUR
Total Principal Payments Received	8 028 701,69 EUR	7 080 433,71 EUR
New Defaulted Auto Loans in Period	74 801,63 EUR	82 659,96 EUR
Closing Balance	91 224 228,94 EUR	99 327 732,26 EUR
Total revenue collections		
Revenue and fees received on loan balances	512 015,35 EUR	473 480,91 EUR
Recoveries on loans in default	136 887,31 EUR	142 435,22 EUR
Total Revenue Received in Period	648 902,66 EUR	615 916,13 EUR
# Loans		
At beginning of period	12 801 Loans	13 418 Loans
Paid in Full	724 Loans	606 Loans
Repurchased (Deemed Collections)	- Loans	- Loans
New loans into default	9 Loans	11 Loans
At end of period	12 068 Loans	12 801 Loans

SCFI Rahoituspalvelut DAC
Monthly Investor Report

2. Amount Due for Distribution



Reporting Date	27.04.2017				
Payment date	25.04.2017				
Period No	29				
Monthly Period	Mar 2017		Fixed rate	=	30/360 days
Interest Period	from 25.03.2017	to	25.04.2017	=	31 days

Purchaser Available Distribution Amount

Current Period

Previous Period

a. Collections (Principal, interest, and fee etc)	8 675 200 EUR
b. Stamp Duty, Taxes, Liabilities etc. Paid by the Seller to the Purchaser	0 EUR
c. Default, Interest, Indemnities etc Paid by the Seller to the Purchaser	0 EUR
d. Other amounts Paid by the Seller to the Purchaser	0 EUR
e. Interest Earned by the Purchaser	0 EUR
f. Other amounts received by the purchaser	0 EUR
Total Amount for Purchaser Available Distribution Amount	8 675 200 EUR

	7 694 306 EUR
	0 EUR
	0 EUR
	0 EUR
	0 EUR
	0 EUR
Total	7 694 306 EUR

Issuer Available Distribution Amount

a. Amounts due to Issuer from Purchaser under the Loan Agreement	8 635 851 EUR
b. Reserve Fund	2 618 008 EUR
c. Interest Earned by the Issuer	0 EUR
d. Other amounts received by the issuer	0 EUR
Total Amount for Issuer Available Distribution Amount	11 253 860 EUR

	7 655 642 EUR
	2 702 090 EUR
	0 EUR
	0 EUR
Total	10 357 732 EUR

**SCFI Rahoituspalvelut DAC
Monthly Investor Report**

3. Reserve Accounts



Reporting Date	27.04.2017				
Payment date	25.04.2017				
Period No	29				
Monthly Period	Mar 2017	Fixed rate	=	30/360 days	
Interest Period	from 25.03.2017	to 25.04.2017	=	31 days	

Note Balance

Beginning of Period		99 327 732,26	EUR
End of Period		91 224 228,94	EUR

Reserve Fund

	in %		
Beginning of Period	1,6 %	1 553 100,00	EUR
Cash Outflow		1 553 100,00	EUR
Cash Inflow		1 553 100,00	EUR
End of Period	1,6 %	1 553 100,00	EUR
Required Reserve Amount	1,6 %	1 553 100,00	EUR

Liquidity Balance

Beginning of Period	1,1 %	1 064 908,26	EUR
Cash Outflow		1 064 908,26	EUR
Cash Inflow		1 035 400,00	EUR
End of Period	1,0 %	1 035 400,00	EUR
Required Reserve Amount	1,0 %	1 035 400,00	EUR

Servicer Advance Reserve Fund

Beginning of Period		100 000,00	EUR
Cash Outflow		-	EUR
Cash Inflow		-	EUR
End of Period		100 000,00	EUR
Required Reserve Amount		100 000,00	EUR

Set-off from Deposits

No borrowers whose loans were sold to SCFI Rahoituspalvelut held deposits with Santander Consumer Finance OY. The risk of set-off from deposits is therefore zero.

We hereby confirm that the Seller confirms its ongoing retention of a net economic interest of at least 5% in accordance with Article 405 of the CRR and Article 51 of the AIFMR

SCFI Rahoituspalvelut DAC
Monthly Investor Report

4. Performance Data



Reporting Date	27.04.2017	
Payment date	25.04.2017	
Period No	29	
Monthly Period	Mar 2017	Fixed rate = 30/360 days
Interest Period	from 25.03.2017 to 25.04.2017	= 31 days

Asset Balance

Beginning of Period	99 327 732,26	EUR
End of Period	91 224 228,94	EUR

Portfolio Performance:

	EUR	%	# loans
Performing Receivables:			
Current	82 697 283,96	90,65 %	11 028
1-29 days past due	6 625 035,82	7,26 %	816

Delinquent Receivables:

30-59 days past due	1 392 278,33	1,53 %	168
60-89 days past due	326 796,86	0,36 %	34
90-119 days past due	86 607,02	0,09 %	11
120-149 days past due	80 244,68	0,09 %	8
150-179 days past due	15 982,27	0,02 %	3
Total Performing and Delinquent	91 224 229	100,00 %	12 068

Current Period Defaults	74 801,63		9
Cumulative Defaults	4 704 105,07		417
Current Period Recoveries	136 887,31		
Cumulative Recoveries	3 777 282,52		

Principal Deficiency Trigger Event, where [A] > [B * 9%]

NO

[A] [1] - [2] - [3]	(1 553 100,00)
Note Principal Closing Balance [1]	91 224 228,94
Reserve Fund Amount [2]	1 553 100,00
Aggregate Outstanding Asset Principal Amount [3]	91 224 228,94
[B] Initial Aggregate Outstanding Note Principal Amount	517 700 000,00

SCFI Rahoituspalvelut DAC
Monthly Investor Report

5. Outstanding Notes



Reporting Date	27.04.2017	
Payment date	25.04.2017	
Period No	29	
Monthly Period	Mar 2017	Fixed rate = 30/360 days
Interest Period	from 25.03.2017	to 25.04.2017 = 31 days

1. Note Balance

	All Notes	Class A	Class B	Class C	Class D	Class E	Class F
General Note Information							
ISIN Code		XS1116626141	XS1116626497	XS1116626653	XS1116626810	XS1116626901	XS1116627115
Currency		EUR	EUR	EUR	EUR	EUR	EUR
Initial Tranching	100 %	85,5 %	8,4 %	1,3 %	1,4 %	1,6 %	1,8 %
Legal Final Maturity Date		25.09.2023	25.09.2023	25.09.2023	25.09.2023	25.09.2023	25.09.2023
Rating (Fitch/Moody's)		AAA / AAA	AA/Aa2	A+/A2	A/Baa1	BB+/Ba1	Not rated
Initial Notes Aggregate Principal Outstanding Balance	517 700 000,00	442 800 000,00	43 500 000,00	6 700 000,00	7 200 000,00	8 200 000,00	9 300 000,00
Initial Nominal per Note		100 000,00	100 000,00	100 000,00	100 000,00	100 000,00	100 000,00
Initial Number of Notes per Class	5177	4428	435	67	72	82	93
Current Note Information							
Class Principal Outstanding Opening Balance	99 327 732,26	24 427 732,26	43 500 000,00	6 700 000,00	7 200 000,00	8 200 000,00	9 300 000,00
Available Distribution Amount	11 253 859,70						
Amortisation	8 103 503,32						
Redemption per Class	8 103 503,32	8 103 503,32	-	-	-	-	-
Redemption per Note		1 830,06					
Class Principal Outstanding Closing Balance	91 224 228,94	16 324 228,94	43 500 000,00	6 700 000,00	7 200 000,00	8 200 000,00	9 300 000,00
Current Tranching	100 %	17,89 %	47,68 %	7,34 %	7,89 %	8,99 %	10,19 %
Current Pool Factor		0,04	1,00	1,00	1,00	1,00	1,00

2. Payments to Investors per Note

	All Notes	Class A	Class B	Class C	Class D	Class E	Class F
Interest rate Basis: 1-M EURIBOR / Spread		(30/360)	(30/360)	(30/360)	(30/360)	(30/360)	(30/360)
Day Count Convention							
Interest Days	31						
Principal Outstanding per Note Beginning of Period		5 516,65	100 000,00	100 000,00	100 000,00	100 000,00	100 000,00
>Principal Repayment per note		1 830,06	-	-	-	-	-
Principal Outstanding per Note End of Period		3 686,59	100 000,00	100 000,00	100 000,00	100 000,00	100 000,00
>Interest accrued for the period		2,17	62,50	83,33	145,83	291,67	583,33
Interest Payment	42 379,07	9 608,24	27 187,50	5 583,33	10 500,00	23 916,67	54 250,00
Interest Payment per Note		2,17	62,50	83,33	145,83	291,67	583,33

3. Credit Enhancements

Initial total CE (Subordination, Reserve)		15,97 %	7,57 %	6,27 %	4,88 %	3,30 %	1,50 %
Current CE (incl. Excess Spread)		89,76 %	42,08 %	34,74 %	26,84 %	17,85 %	7,66 %
Current CE (excl. Excess Spread)		84,94 %	37,26 %	29,91 %	22,02 %	13,03 %	2,84 %

SCFI Rahoituspalvelut DAC
Monthly Investor Report

6. Counterparty Ratings, Trigger Levels and Consequences



Reporting Date 27.04.2017
 Payment date 25.04.2017
 Period No 29
 Monthly Period Mar 2017 to Fixed rate = 30/360 days
 Interest Period : 25.03.2017 to 25.04.2017 = 31 days

		Rating Triggers									
		Short Term				Long Term					
		Fitch		Moody's		Fitch		Moody's			
Transaction Role	Counterparty	Criteria	Current	Criteria	Current	Criteria	Current	Criteria	Current	Trigger breached?	Summary of Contractual Requirements if Rating Trigger Breach
Issuer	SCFI Rahoituspalvelut Ltd		No rating		No rating		No rating		No rating	N/A	
Seller	Santander Consumer Finance Oy		No rating		No rating		No rating		No rating	N/A	
Servicer	Santander Consumer Finance Oy		No rating		No rating		No rating		No rating	N/A	
Servicer's Owner	Santander Consumer Finance	N/A	F2	N/A	P-2	BBB -	A- Outlook stable	Baa3	A3	No	Banco Santander S.A. undertakes in the Servicing Agreement to act as Back-Up Servicer Facilitator, which will require it to (i) select a bank or financial institution having the requirements set out in the Servicing Agreement and willing to assume the duties of a successor servicer in the event that a Servicer Termination Notice is delivered, (ii) review the information provided to it by the Servicer under the Servicing Agreement, (iii) enter into appropriate data confidentiality provisions and (iv) notify the Servicer if it requires further assistance.
Transaction Account Bank	BNP Paribas	F1	F1	P-1	P-1	A	A+	A2	A1	No	The Issuer and the Purchaser shall (with the prior written consent of the Note Trustee) arrange for the transfer (within 30 calendar days) of: (i) in relation to the Issuer, the Issuer Secured Accounts and all of the funds standing to the credit of the Issuer Secured Accounts; and (ii) in relation to the Purchaser, the Purchaser Transaction Account and all funds standing to the credit of the Purchaser Transaction Account, to another bank that meets the applicable Required Ratings.
Collections Account Bank	Skandinaviska Enskilda Banken	F1	F1+	P-1	P-1	A	AA-	A2	Aa3	No	The Servicer shall (with the prior written consent of the Note Trustee) use reasonable endeavours to arrange for the transfer (within 30 calendar days) of the Issuer Collections Account and all of the funds standing to the credit of the Issuer Collections Account to another bank which meets the Required Ratings.

**SCFI Rahoituspalvelut DAC
Monthly Investor Report**

7.a Original Portfolio Principal Balance



Reporting Date	27.04.2017		Fixed rate	=	30/360 days
Payment date	25.04.2017				
Period No	29				
Monthly Period	Mar 2017				
Interest Period	from	25.03.2017	to	25.04.2017	= 31 days

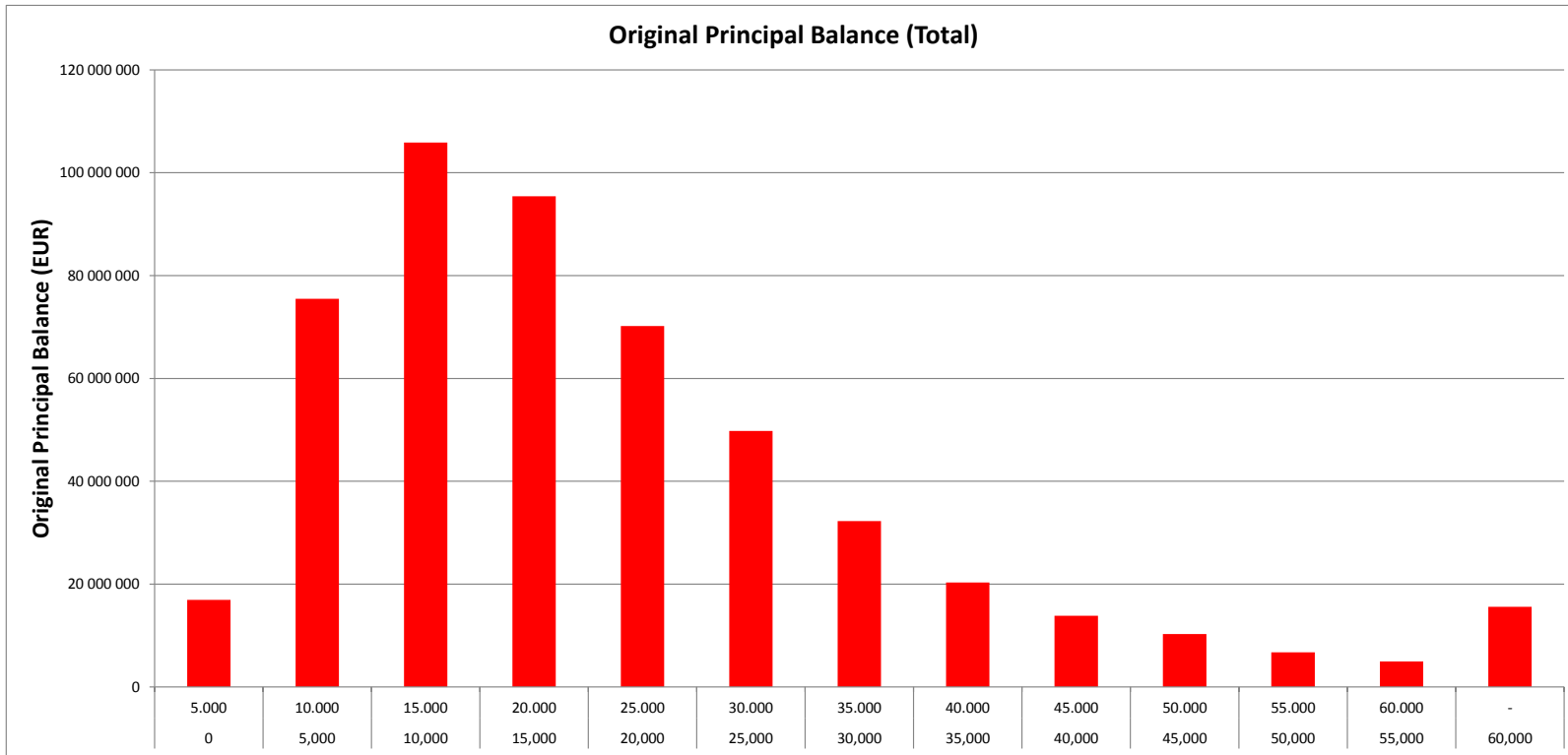
Average amount - all: 14 163

	TOTAL								
	Min	Max	No	Original balance	%	WA mounths to maturity	WA seasoning		
Original balance	0	5.000	4 971	16 929 311	3,3 %	17,2	4,8		
	5 000	10.000	10 013	75 493 593	14,6 %	27,2	9,3		
	10 000	15.000	8 571	105 870 475	20,5 %	32,1	10,7		
	15 000	20.000	5 527	95 434 194	18,4 %	33,8	11,1		
	20 000	25.000	3 144	70 188 299	13,6 %	33,8	11,2		
	25 000	30.000	1 828	49 772 127	9,6 %	33,9	11,0		
	30 000	35.000	1 001	32 254 610	6,2 %	34,1	10,7		
	35 000	40.000	545	20 314 865	3,9 %	34,6	11,5		
	40 000	45.000	326	13 829 734	2,7 %	34,0	10,4		
	45 000	50.000	217	10 271 482	2,0 %	34,7	10,5		
	50 000	55.000	129	6 747 918	1,3 %	33,5	9,9		
	55 000	60.000	86	4 937 713	1,0 %	36,0	9,9		
	60 000	-	190	15 572 073	3,0 %	36,5	9,8		
	Total			36 548	517 616 394	100 %			

SCFI Rahoituspalvelut DAC
Monthly Investor Report

7.b Original Principal Balance Graph

Reporting Date	27.04.2017				
Payment date	25.04.2017				
Period No	29				
Monthly Period	Mar 2017	Fixed rate	=	30/360	days
Interest Period	from 25.03.2017	to 25.04.2017	=	31	days



SCFI Rahoituspalvelut DAC
Monthly Investor Report

8.a Outstanding Principal Balance



Reporting Date	27.04.2017	
Payment date	25.04.2017	
Period No	29	
Monthly Period	Mar 2017	Fixed rate = 30/360 days
Interest Period	from 25.03.2017 to 25.04.2017	= 31 days

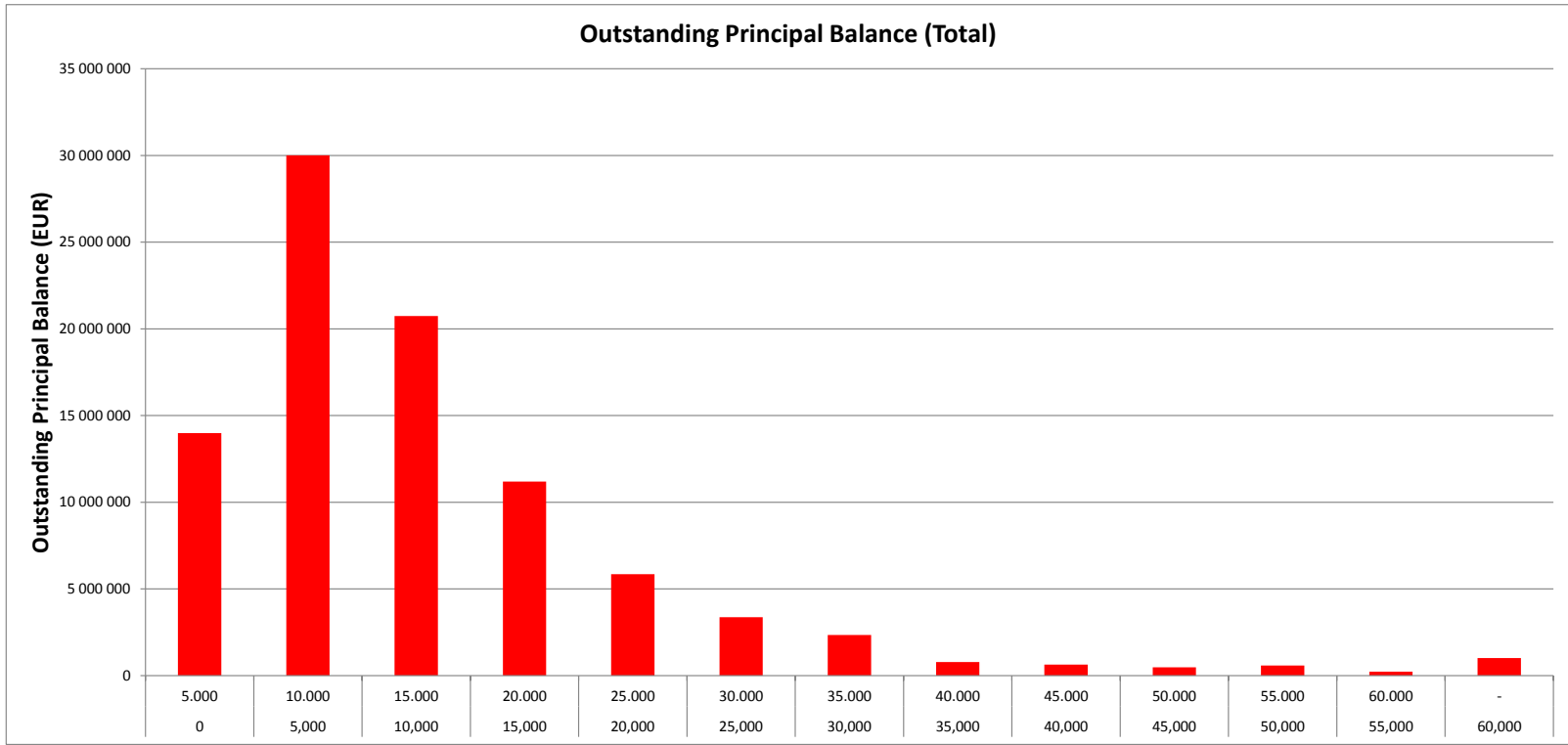
Average amount - all: 7 559

	TOTAL							
	Min	Max	No	Outstanding balance	%	WA months to maturity	WA seasoning	
Outstanding balance	0	5.000	4 968	13 986 992	15,3 %	17,7	36,9	
	5 000	10.000	4 205	30 005 016	32,9 %	23,1	36,0	
	10 000	15.000	1 710	20 739 224	22,7 %	23,5	35,8	
	15 000	20.000	653	11 187 666	12,3 %	24,4	35,4	
	20 000	25.000	263	5 853 222	6,4 %	24,1	35,3	
	25 000	30.000	123	3 366 518	3,7 %	25,0	35,0	
	30 000	35.000	73	2 345 837	2,6 %	24,5	35,9	
	35 000	40.000	21	787 540	0,9 %	24,3	35,9	
	40 000	45.000	15	639 149	0,7 %	25,7	34,4	
	45 000	50.000	10	480 224	0,5 %	25,1	34,9	
	50 000	55.000	11	585 650	0,6 %	24,7	36,0	
	55 000	60.000	4	229 574	0,3 %	23,5	36,5	
	60 000	-	12	1 017 618	1,1 %	23,6	35,3	
	Total			12 068	91 224 229	100 %		

SCFI Rahoituspalvelut DAC
Monthly Investor Report

8.b Outstanding Principal Balance Graph

Reporting Date	27.04.2017				
Payment date	25.04.2017				
Period No	29				
Monthly Period	Mar 2017	Fixed rate	=	30/360 days	
Interest Period	from 25.03.2017	to 25.04.2017	=	31 days	



SCFI Rahoituspalvelut DAC
Monthly Investor Report

9.a Geographical Distribution



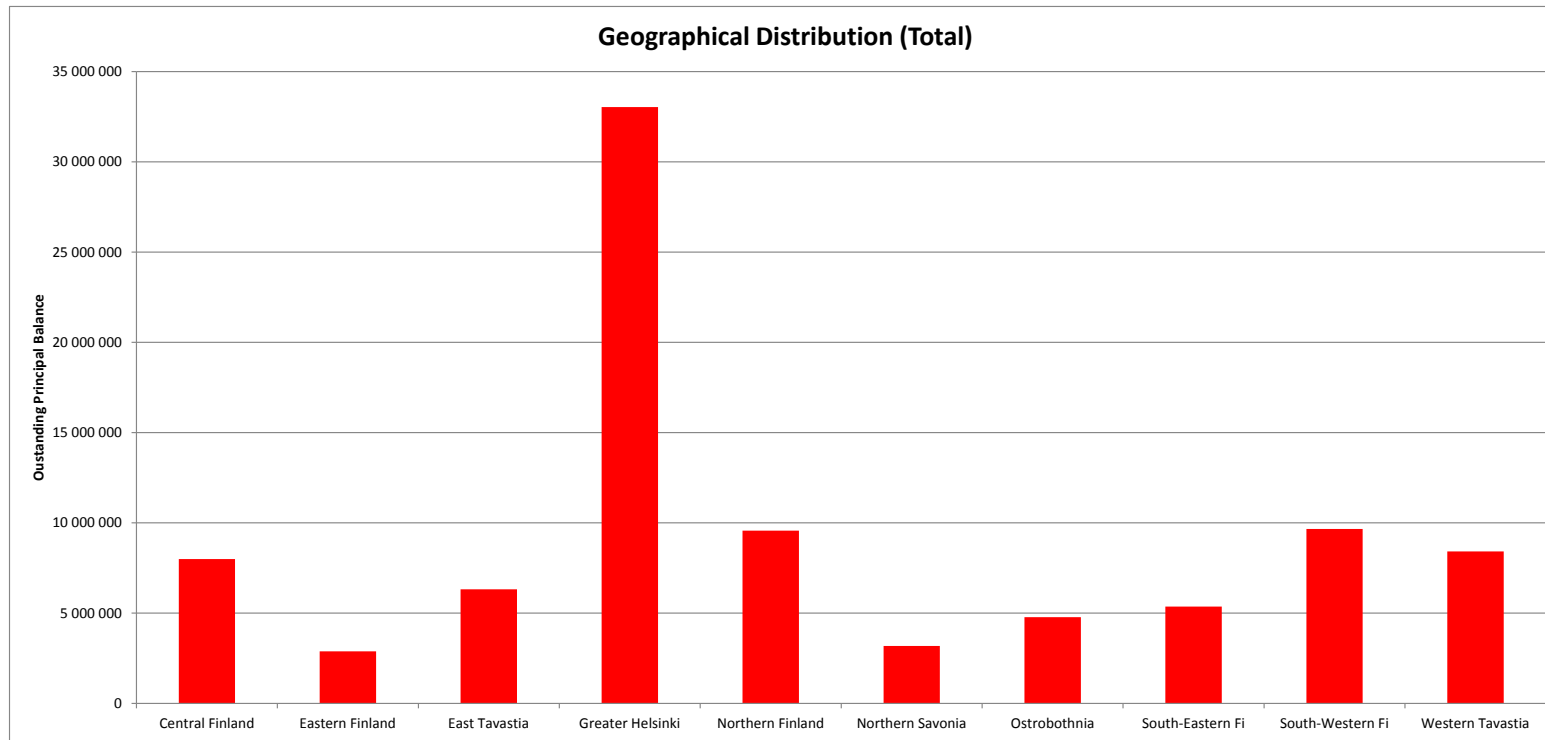
Reporting Date	27.04.2017				
Payment date	25.04.2017				
Period No	29				
Monthly Period	Mar 2017	Fixed rate	=	30/360 days	
Interest Period	from 25.03.2017	to 25.04.2017	=	31 days	

TOTAL						
District	No	Outstanding balance	% of Outstanding balance	WA months to ma	WA seasoning	
Central Finland	1 139	7 996 383	8,77 %	22,8		35,8
Eastern Finland	378	2 880 725	3,16 %	22,6		36,4
East Tavastia	787	6 320 153	6,93 %	22,6		36,1
Greater Helsinki	4 207	33 038 976	36,22 %	22,8		35,9
Northern Finland	1 255	9 570 749	10,49 %	23,1		35,9
Northern Savonia	420	3 182 993	3,49 %	22,8		36,2
Ostrobothnia	674	4 773 768	5,23 %	22,0		35,9
South-Eastern Fi	745	5 369 151	5,89 %	23,2		35,9
South-Western Fi	1 307	9 669 370	10,60 %	22,7		36,0
Western Tavastia	1 156	8 421 961	9,23 %	22,8		35,8
Total	12 068	91 224 229	100 %			

SCFI Rahoituspalvelut DAC
Monthly Investor Report

9.b Geographical Distribution Graph

Reporting Date	27.04.2017	
Payment date	25.04.2017	
Period No	29	
Monthly Period	Mar 2017	Fixed rate = 30/360 days
Interest Period	from 25.03.2017 to 25.04.2017	= 31 days



SCFI Rahoituspalvelut DAC
Monthly Investor Report

10.a Interest Rate



Reporting Date	27.04.2017		
Payment date	25.04.2017		
Period No	29		
Monthly Period	Mar 2017	Fixed rate	= 30/360 days
Interest Period	from 25.03.2017	to 25.04.2017	= 31 days

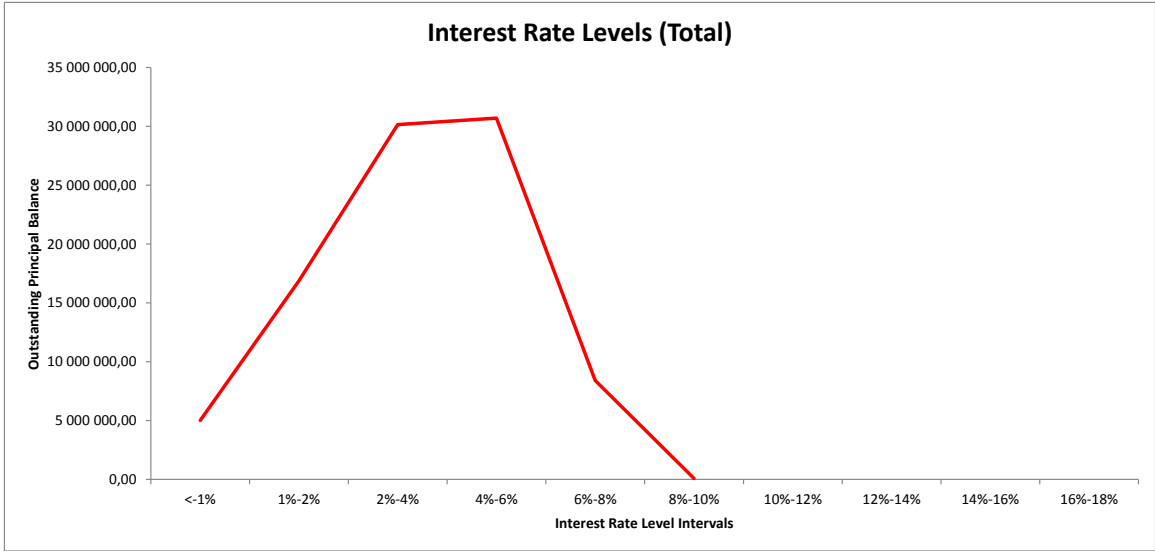
TOTAL						
Min (>=)	Max (<)	No	Outstanding balance	% of total Outstanding balance	WA months to maturity	WA seasoning
0 1		728	5 004 452	5,49 %	24,7	33,9
1 2		2 230	16 883 751	18,51 %	22,8	35,8
2 4		3 400	30 152 522	33,05 %	22,7	36,1
4 6		4 228	30 698 525	33,65 %	22,6	36,1
6 8		1 467	8 407 713	9,22 %	22,5	35,9
8 10		15	77 266	0,08 %	20,9	36,2
10 12						
12 14						
14 16						
16 18						
Total		12 068	91 224 229	100 %		

SCFI Rahoituspalvelut DAC
Monthly Investor Report

10.b Interest Rate



Reporting Date	27.04.2017	
Payment date	25.04.2017	
Period No	29	
Monthly Period	Mar 2017	Fixed rate = 30/360 days
Interest Period	from 25.03.2017 to 25.04.2017	= 31 days



SCFI Rahoituspalvelut DAC
Monthly Investor Report

11.a Remaining Terms



Reporting Date	27.04.2017				
Payment date	25.04.2017				
Period No	29				
Monthly Period	Mar 2017			Fixed rate	= 30/360 days
Interest Period	from	25.03.2017	to	25.04.2017	= 31 days

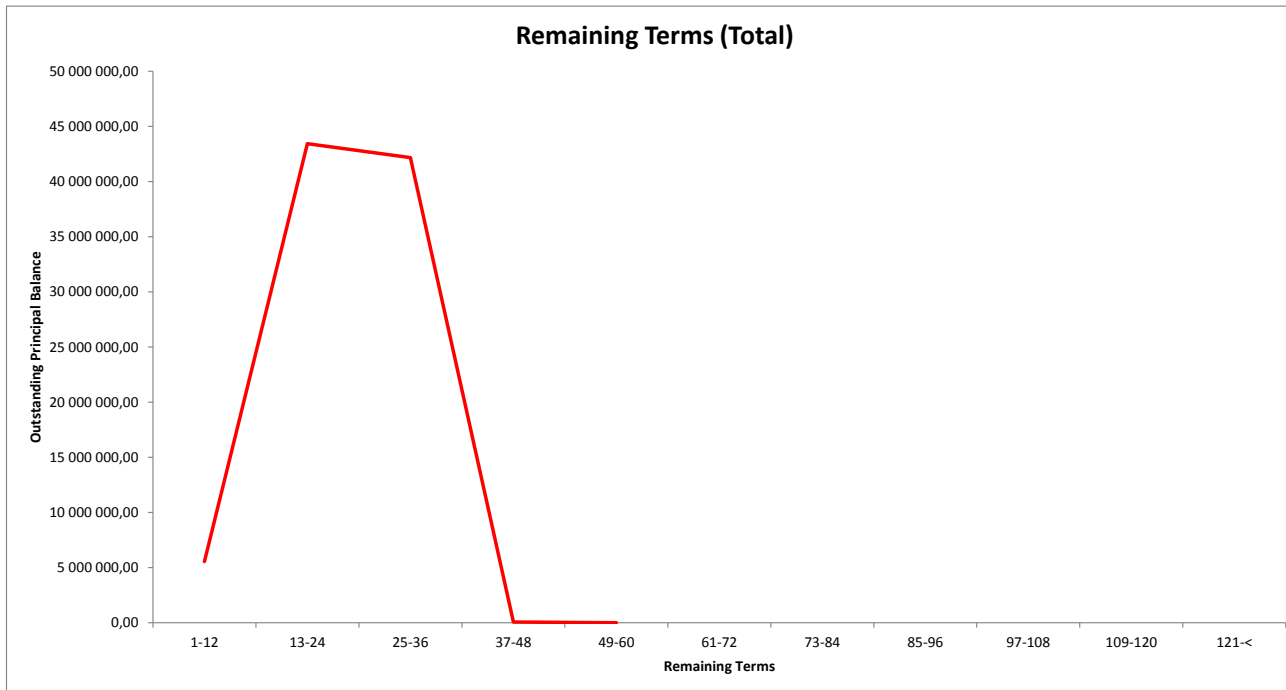
TOTAL								
	Min	Max	No	Outstanding balance	%	WA months to maturity	WA seasoning	
Months to maturity	0		26	18 841	0,02 %	0,0	35,9	
	1		2 208	5 547 901	6,08 %	7,5	37,4	
	13		5 651	43 430 864	47,61 %	20,3	38,5	
	25		4 181	42 167 057	46,22 %	27,3	33,0	
	37		2	59 566	0,07 %	39,4	31,9	
	49		0	0	0,00 %	0,0	0,0	
	61							
	73							
	85							
	97							
	109							
	121							
	Total			12 068	91 224 229	100 %		

SCFI Rahoituspalvelut DAC
Monthly Investor Report

11.b Remaining Terms



Reporting Date	27.04.2017	
Payment date	25.04.2017	
Period No	29	
Monthly Period	Mar 2017	Fixed rate = 30/360 days
Interest Period	from 25.03.2017 to 25.04.2017	= 31 days

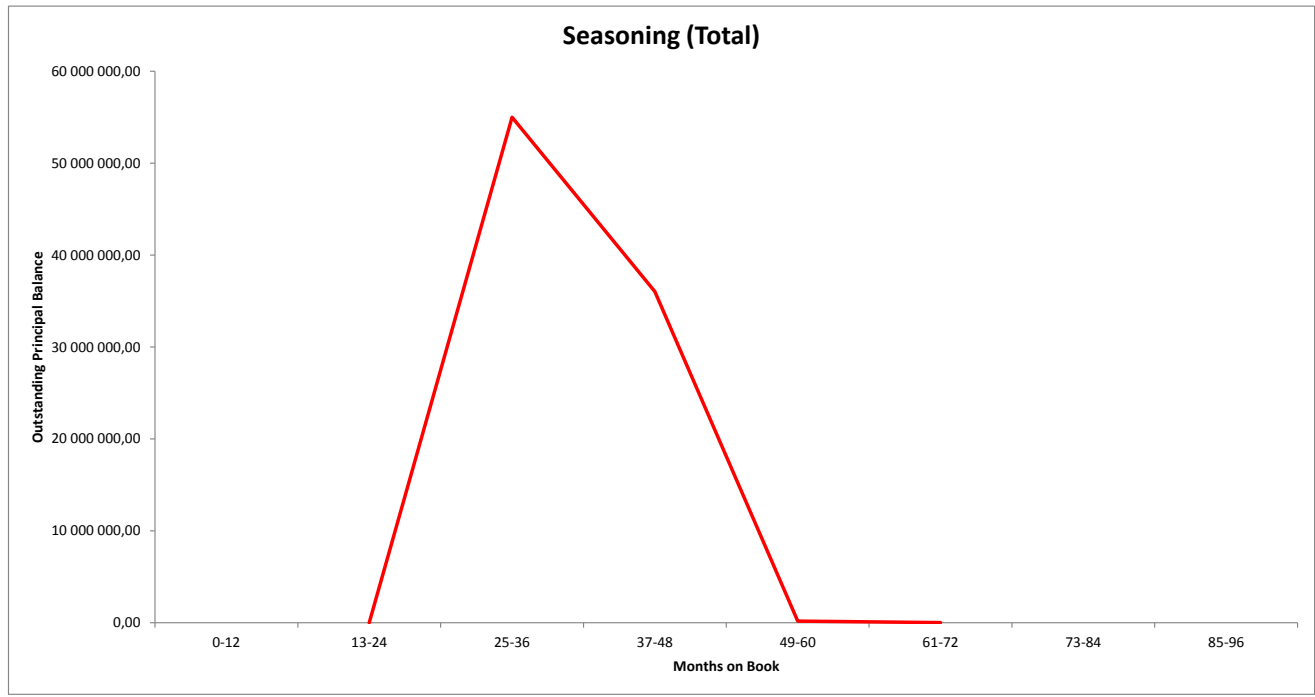


SCFI Rahoituspalvelut DAC
Monthly Investor Report

12.b Seasoning



Reporting Date	27.04.2017	
Payment date	25.04.2017	
Period No	29	
Monthly Period	Mar 2017	Fixed rate = 30/360 days
Interest Period	from 25.03.2017 to 25.04.2017	= 31 days



SCFI Rahoituspalvelut DAC
Monthly Investor Report

13.a Balloon loans



Reporting Date	27.04.2017	
Payment date	25.04.2017	
Period No	29	
Monthly Period	Mar 2017	Fixed rate = 30/360 days
Interest Period	from 25.03.2017 to 25.04.2017	= 31 days

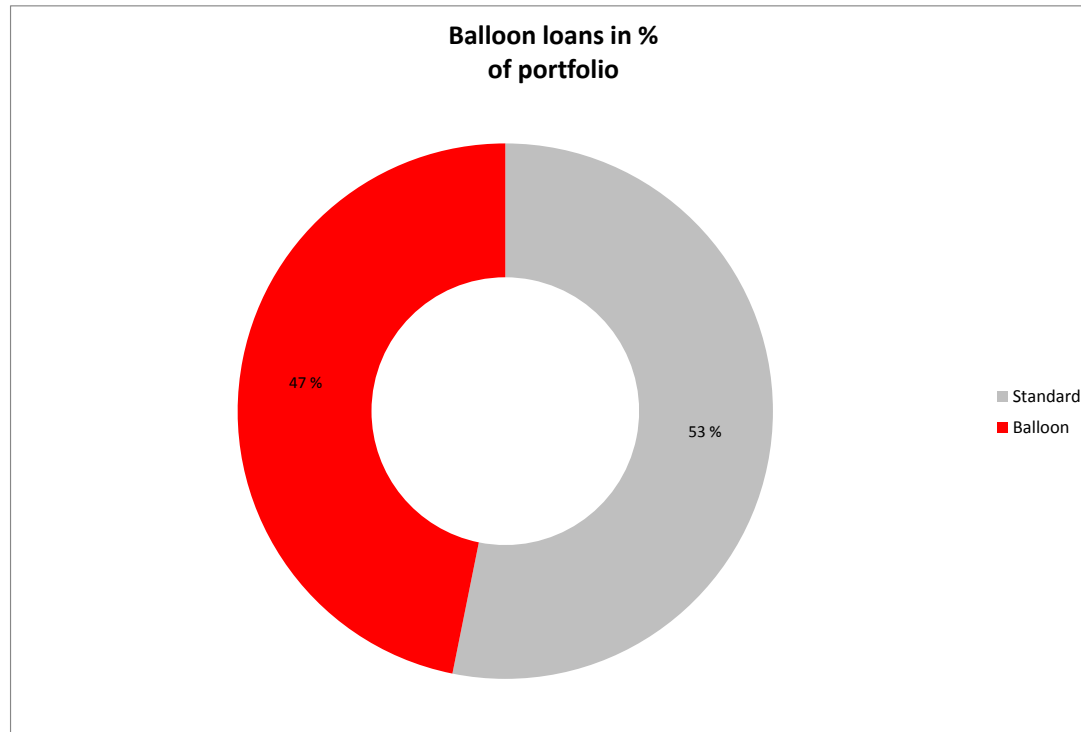
Balloon loans in % of portfolio	TOTAL							
	Min	No	Outstanding balance	% of Outstanding Balance	Residual Value	Residual of Total	WA months to maturity	WA seasoning
Standard		8 976	48 501 745	53,17 %	1 568	0,00 %	22,2	35,8
Balloon		3 092	42 722 484	46,83 %	19 914 358	46,61 %	23,5	36,0
Total		12 068	91 224 229	100 %	19 915 927	21,83 %		

SCFI Rahoituspalvelut DAC
Monthly Investor Report

13.b Balloon loans



Reporting Date	27.04.2017	
Payment date	25.04.2017	
Period No	29	
Monthly Period	Mar 2017	Fixed rate = 30/360 days
Interest Period	from 25.03.2017 to 25.04.2017	= 31 days




SCFI Rahoituspalvelut DAC
Monthly Investor Report

14.b # loans per borrower



Reporting Date	27.04.2017	
Payment date	25.04.2017	
Period No	29	
Monthly Period	Mar 2017	Fixed rate = 30/360 days
Interest Period	from 25.03.2017 to 25.04.2017	= 31 days



SCFI Rahoituspalvelut DAC
Monthly Investor Report

15.a Amortization Profile



Reporting Date	27.04.2017	
Payment date	25.04.2017	
Period No	29	
Monthly Period	Mar 2017	Fixed rate = 30/360 days
Interest Period	from 25.03.2017 to 25.04.2017	= 31 days

Period	TOTAL					
	Opening Balance	Closing Balance	Amortization	Interest	Yield	Percentage
1	91 224 229	87 491 268	3 732 961	297 094	3,98 %	95,91 %
2	87 491 268	83 907 270	3 583 997	284 864	3,98 %	91,98 %
3	83 907 270	80 360 902	3 546 369	273 114	3,98 %	88,09 %
4	80 360 902	76 910 764	3 450 138	261 528	3,98 %	84,31 %
5	76 910 764	73 544 564	3 366 200	250 023	3,97 %	80,62 %
6	73 544 564	70 292 740	3 251 824	238 812	3,97 %	77,05 %
7	70 292 740	67 062 888	3 229 852	228 006	3,96 %	73,51 %
8	67 062 888	63 895 874	3 167 014	217 283	3,96 %	70,04 %
9	63 895 874	60 764 382	3 131 492	206 777	3,95 %	66,61 %
10	60 764 382	57 581 382	3 183 000	196 350	3,95 %	63,12 %
11	57 581 382	54 500 739	3 080 643	185 822	3,94 %	59,74 %
12	54 500 739	51 411 783	3 088 956	175 600	3,94 %	56,36 %
13	51 411 783	48 429 876	2 981 908	165 350	3,93 %	53,09 %
14	48 429 876	45 440 760	2 989 116	155 484	3,92 %	49,81 %
15	45 440 760	42 515 030	2 925 730	145 548	3,91 %	46,60 %
16	42 515 030	39 387 934	3 127 096	135 923	3,90 %	43,18 %
17	39 387 934	35 867 716	3 520 218	125 474	3,89 %	39,32 %
18	35 867 716	32 467 692	3 400 024	113 662	3,87 %	35,59 %
19	32 467 692	28 977 521	3 490 171	102 509	3,86 %	31,77 %
20	28 977 521	25 915 244	3 062 278	91 329	3,85 %	28,41 %

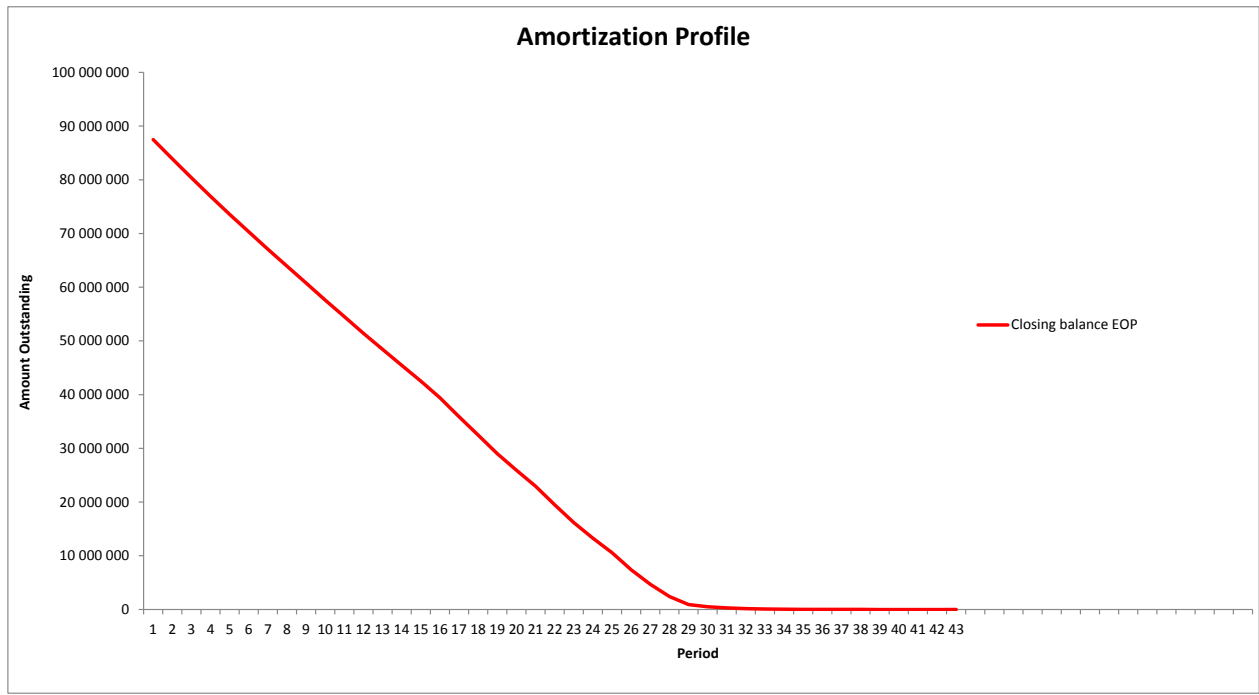
Amortization profile (first 20 periods)

SCFI Rahoituspalvelut DAC
Monthly Investor Report

15.b Amortization Profile



Reporting Date	27.04.2017	
Payment date	25.04.2017	
Period No	29	
Monthly Period	Mar 2017	Fixed rate = 30/360 days
Interest Period	from 25.03.2017 to 25.04.2017	= 31 days



SCFI Rahoituspalvelut DAC
Monthly Investor Report

16.a Payment Holidays



Reporting Date	27.04.2017			
Payment date	25.04.2017			
Period No	29			
Monthly Period	Mar 2017	Fixed rate	=	30/360 days
Interest Period	from 25.03.2017	to 25.04.2017	=	31 days

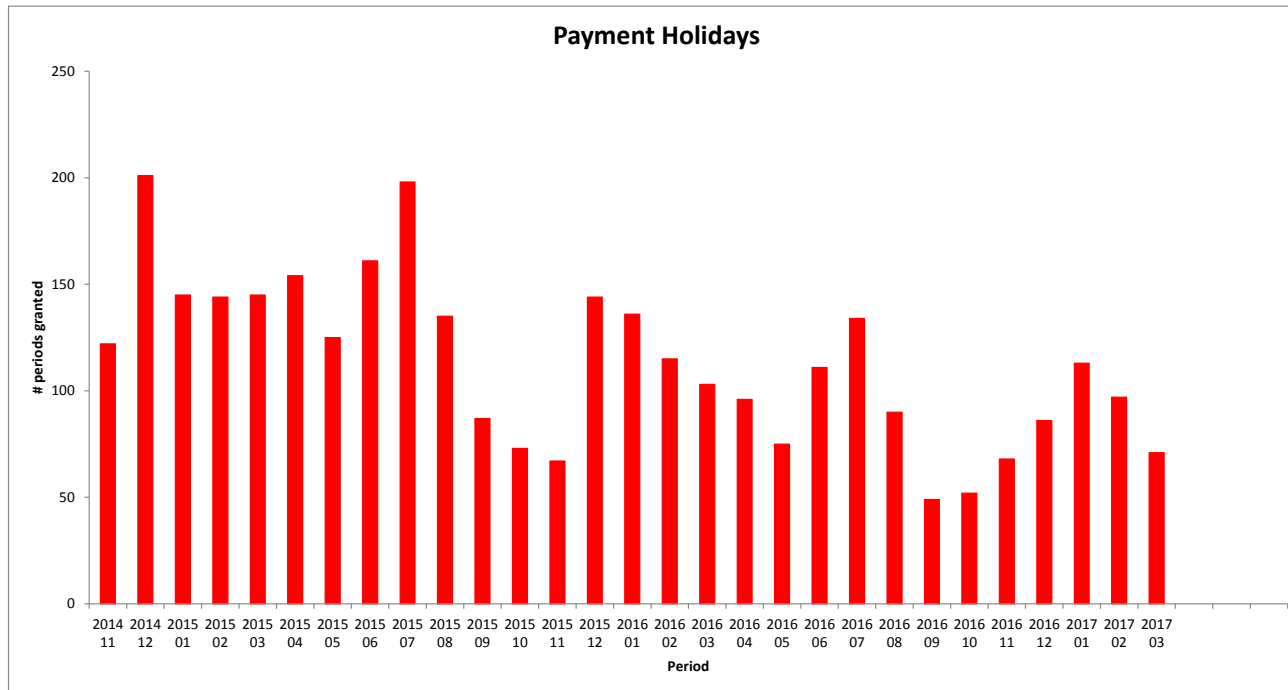
TOTAL					
Period	No	Number of periods granted	Sum of Payments	Closing Balance	
2014 11	122	186	53 198	2 111 589	
2014 12	201	259	71 441	3 113 780	
2015 01	145	199	54 831	2 246 481	
2015 02	144	219	65 418	2 388 678	
2015 03	145	213	68 793	2 553 256	
2015 04	154	214	58 576	2 232 972	
2015 05	125	188	56 454	1 901 911	
2015 06	161	220	62 434	2 442 642	
2015 07	198	271	77 587	2 730 946	
2015 08	135	178	50 420	1 981 746	
2015 09	87	121	35 821	1 148 106	
2015 10	73	95	25 312	908 717	
2015 11	67	104	28 538	830 991	
2015 12	144	172	49 725	1 707 540	
2016 01	136	205	67 592	1 707 904	
2016 02	115	163	53 028	1 455 068	
2016 03	103	148	42 554	1 248 587	
2016 04	96	121	40 800	1 088 153	
2016 05	75	103	30 659	849 767	
2016 06	111	161	48 505	1 438 494	
2016 07	134	205	66 008	1 544 697	
2016 08	90	116	43 734	920 956	
2016 09	49	67	21 042	506 775	
2016 10	52	77	22 999	508 787	
2016 11	68	93	25 121	653 248	
2016 12	86	107	47 955	703 413	
2017 01	113	157	47 840	1 169 941	
2017 02	97	132	40 506	961 845	
2017 03	71	100	26 486	683 071	
Total:	3 297	4 594	1 383 378	43 740 060	

SCFI Rahoituspalvelut DAC
Monthly Investor Report

16.b Payment Holidays



Reporting Date	27.04.2017	
Payment date	25.04.2017	
Period No	29	
Monthly Period	Mar 2017	Fixed rate = 30/360 days
Interest Period	from 25.03.2017 to 25.04.2017	= 31 days



SCFI Rahoituspalvelut DAC
Monthly Investor Report

17.a Downpayment



Reporting Date	27.04.2017	
Payment date	25.04.2017	
Period No	29	
Monthly Period	Mar 2017	Fixed rate = 30/360 days
Interest Period	from 25.03.2017 to 25.04.2017	= 31 days

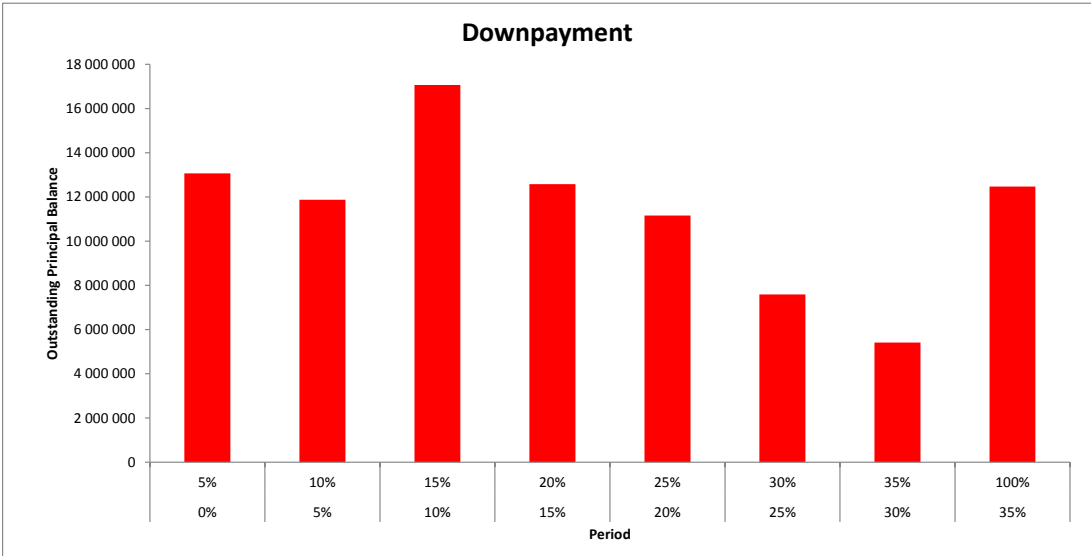
TOTAL							
Downpayment %	Min (>=)	Max (<)	No	Outstanding balance	%	WA months to maturity	WA seasoning
	0 %	5 %	1 409	13 069 062	14,3 %	24,4	35,3
	5 %	10 %	1 399	11 873 271	13,0 %	23,6	35,8
	10 %	15 %	2 154	17 065 276	18,7 %	23,2	36,0
	15 %	20 %	1 602	12 575 796	13,8 %	22,6	36,3
	20 %	25 %	1 449	11 162 861	12,2 %	22,2	36,1
	25 %	30 %	962	7 588 492	8,3 %	22,4	35,9
	30 %	35 %	753	5 417 726	5,9 %	22,1	35,9
	35 %	100 %	2 340	12 471 745	13,7 %	20,8	36,0
	Total		12 068	91 224 229	100 %		

SCFI Rahoituspalvelut DAC
Monthly Investor Report

17.b Downpayment



Reporting Date	27.04.2017	
Payment date	25.04.2017	
Period No	29	
Monthly Period	Mar 2017	Fixed rate = 30/360 days
Interest Period	from 25.03.2017 to 25.04.2017	= 31 days



SCFI Rahoituspalvelut DAC
Monthly Investor Report

18.a Vehicle Condition



Reporting Date	27.04.2017				
Payment date	25.04.2017				
Period No	29				
Monthly Period	Mar 2017	Fixed rate	=	30/360 days	
Interest Period	from 25.03.2017	to 25.04.2017	=	31 days	

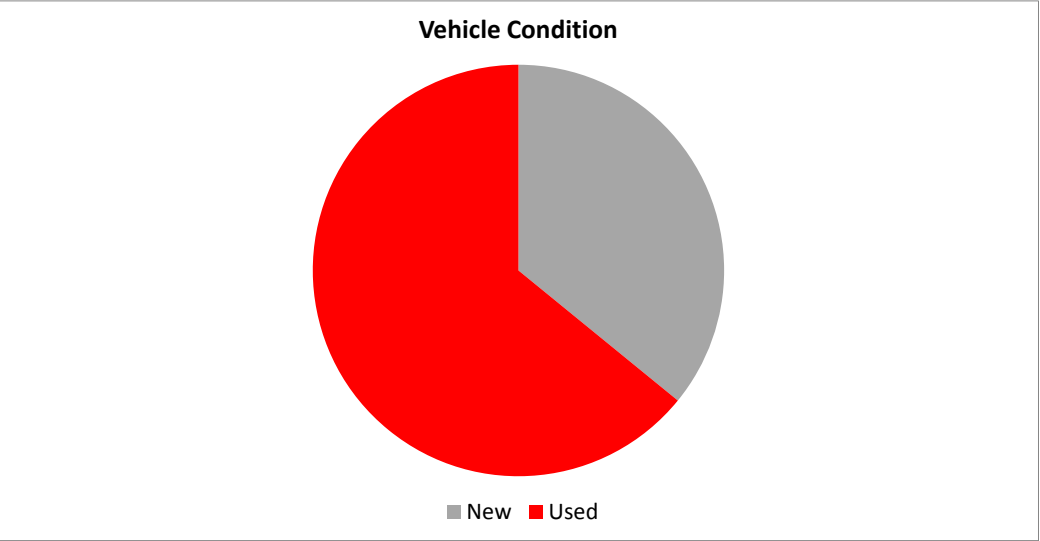
Vehicle condition	TOTAL					
	Vehicle condition	No	Outstanding balance	%	WA months to maturity	WA seasoning
New	3 100	32 741 520	35,9 %	22,4	36,1	
Used	8 968	58 482 709	64,1 %	23,0	35,8	
Total	12 068	91 224 229	100 %			

SCFI Rahoituspalvelut DAC
Monthly Investor Report

18.b Vehicle Condition



Reporting Date	27.04.2017				
Payment date	25.04.2017				
Period No	29				
Monthly Period	Mar 2017	Fixed rate	=	30/360 days	
Interest Period	from 25.03.2017	to 25.04.2017	=	31 days	



SCFI Rahoituspalvelut DAC
Monthly Investor Report

19.a Borrower Type



Reporting Date	27.04.2017				
Payment date	25.04.2017				
Period No	29				
Monthly Period	Mar 2017	Fixed rate	=	30/360 days	
Interest Period	from 25.03.2017	to 25.04.2017	=	31 days	

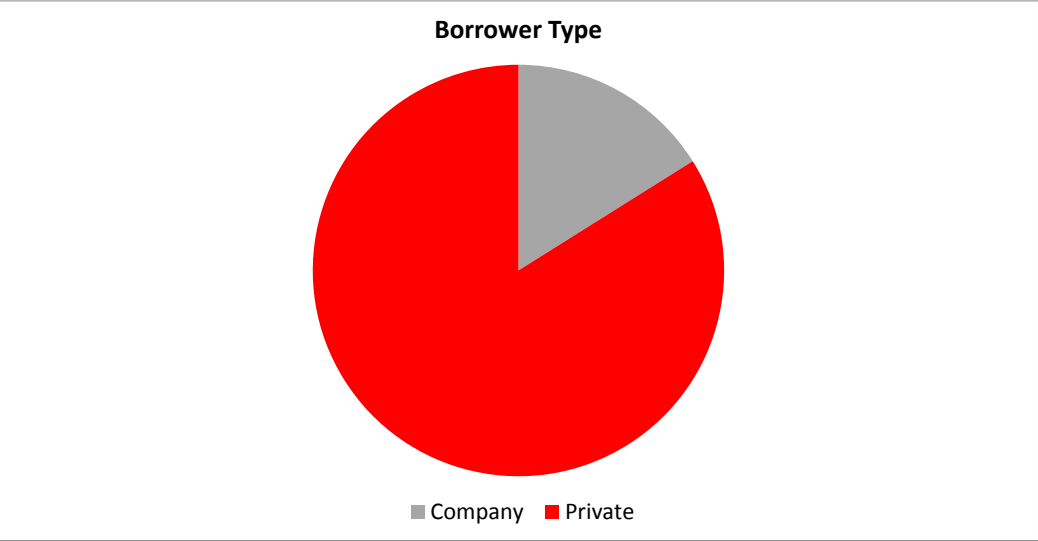
TOTAL						
Borrower Type	Borrower type	No	Outstanding balance	%	WA months to maturity	WA seasoning
	Company	1 454	14 673 239	16,1 %	21,2	36,1
	Private	10 614	76 550 990	83,9 %	23,1	35,9
	Total	12 068	91 224 229	100 %		

SCFI Rahoituspalvelut DAC
Monthly Investor Report

19.b Borrower Type



Reporting Date	27.04.2017	
Payment date	25.04.2017	
Period No	29	
Monthly Period	Mar 2017	Fixed rate = 30/360 days
Interest Period	from 25.03.2017 to 25.04.2017	= 31 days



SCFI Rahoituspalvelut DAC
Monthly Investor Report

20.a Vehicle type



Reporting Date	27.04.2017				
Payment date	25.04.2017				
Period No	29				
Monthly Period	Mar 2017		Fixed rate	=	30/360 days
Interest Period	from	25.03.2017	to	25.04.2017	= 31 days

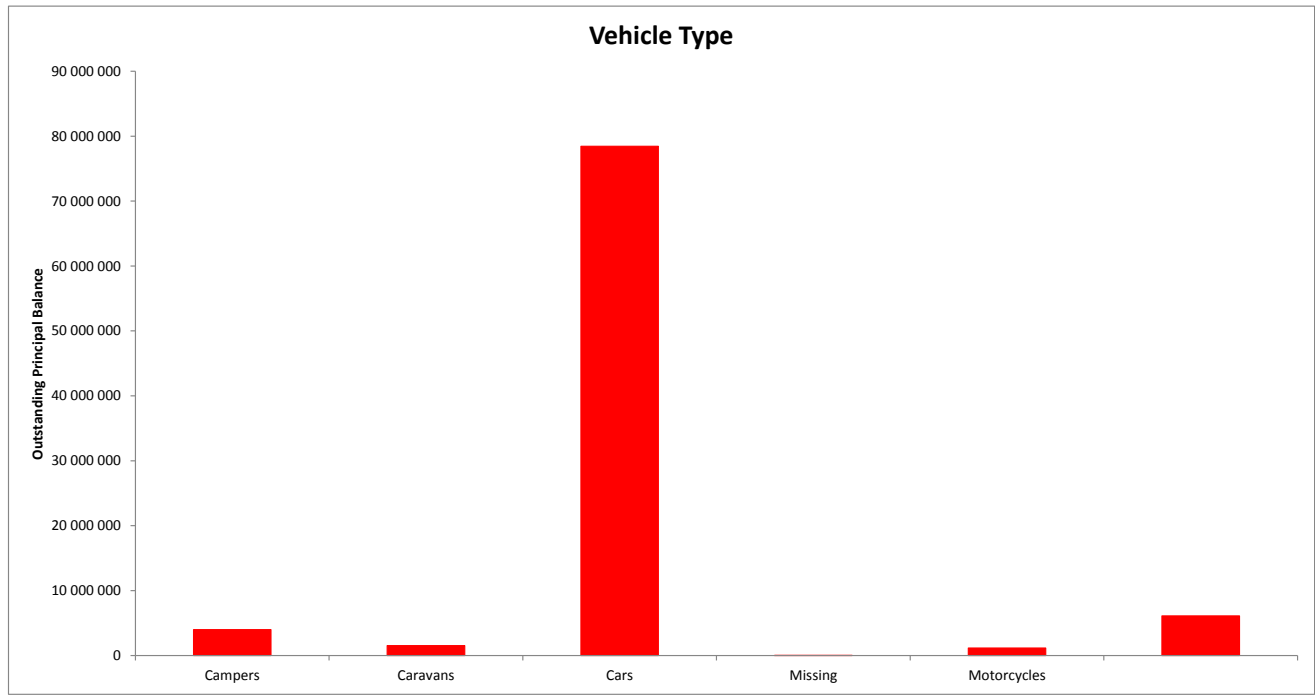
TOTAL						
Vehicle type	Min	No	Outstanding balance	% of Outstanding Balance	WA months to maturity	WA seasoning
Campers		232	3 997 921	4,38 %	23,8	35,75
Caravans		201	1 534 613	1,68 %	22,9	36,36
Cars		10 635	78 430 525	85,98 %	22,8	35,90
Missing		1	1 824	0,00 %	14,0	34,00
Motorcycles		236	1 157 759	1,27 %	23,1	34,82
Vans		763	6 101 587	6,69 %	21,3	36,28
		12 068	91 224 229	100 %		

SCFI Rahoituspalvelut DAC
Monthly Investor Report

20.b Vehicle type



Reporting Date	27.04.2017	
Payment date	25.04.2017	
Period No	29	
Monthly Period	Mar 2017	Fixed rate = 30/360 days
Interest Period	from 25.03.2017 to 25.04.2017	= 31 days



SCFI Rahoituspalvelut DAC
Monthly Investor Report

21.a Restructured Loans



Reporting Date	27.04.2017	
Payment date	25.04.2017	
Period No	29	
Monthly Period	Mar 2017	Fixed rate = 30/360 days
Interest Period	from 25.03.2017 to 25.04.2017	= 31 days

TOTAL		
Period	No	Outstanding balance
2014 11	1	7 950
2014 12	1	8 488
2015 01	2	20 970
2015 02	2	18 198
2015 03	0	0
2015 04	0	0
2015 05	0	0
2015 06	1	17 951
2015 07	0	0
2015 08	0	0
2015 09	1	6 901
2015 10	0	0
2015 11	0	0
2015 12	1	7 455
2016 01	1	3 138
2016 02	1	18 991
2016 03	0	0
2016 04	0	0
2016 05	0	0
2016 06	0	0
2016 07	0	0
2016 08	0	0
2016 09	1	14 986
2016 10	0	0
2016 11	0	0
2016 12	0	0
2017 01	0	0
2017 02	0	0
2017 03		
	12	125 027

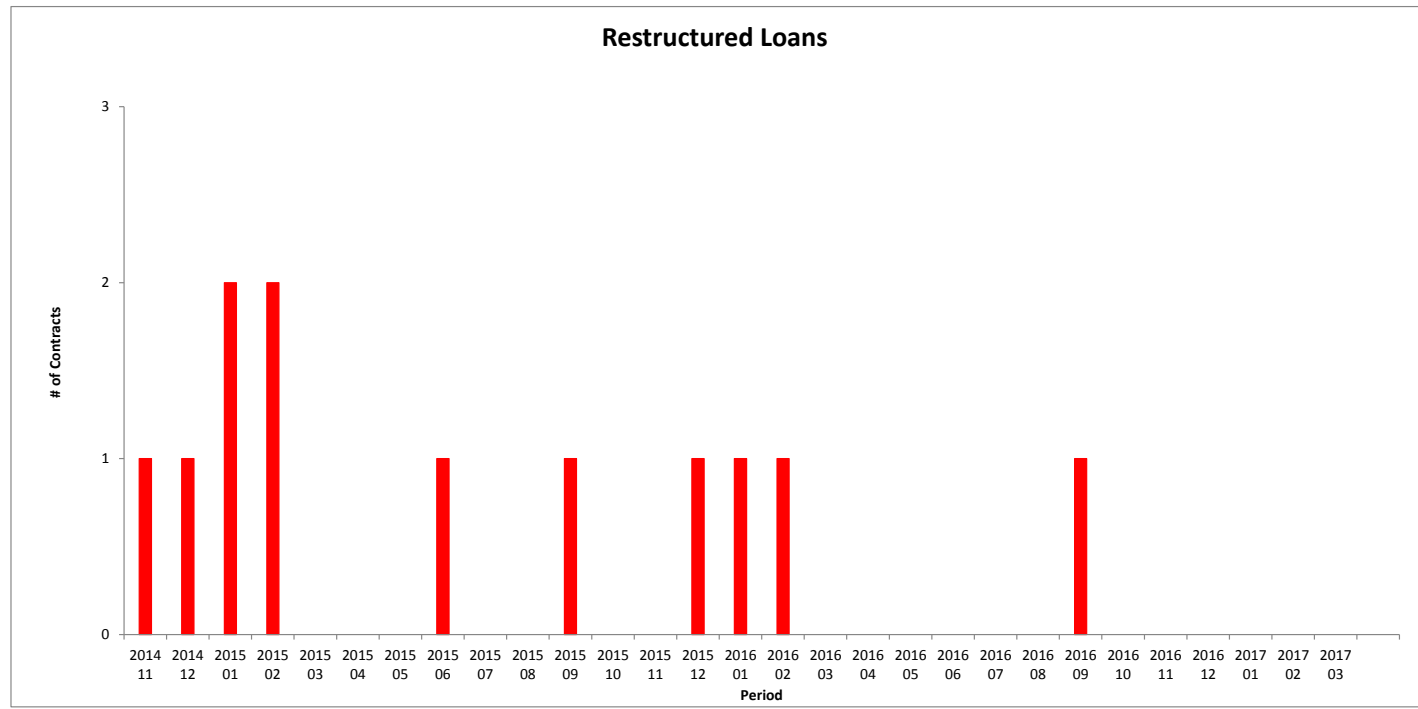
Restructured

SCFI Rahoituspalvelut DAC
Monthly Investor Report

21.b Restructured Loans



Reporting Date	27.04.2017				
Payment date	25.04.2017				
Period No	29				
Monthly Period	Mar 2017	Fixed rate	=	30/360 days	
Interest Period	from 25.03.2017	to 25.04.2017	=	31 days	

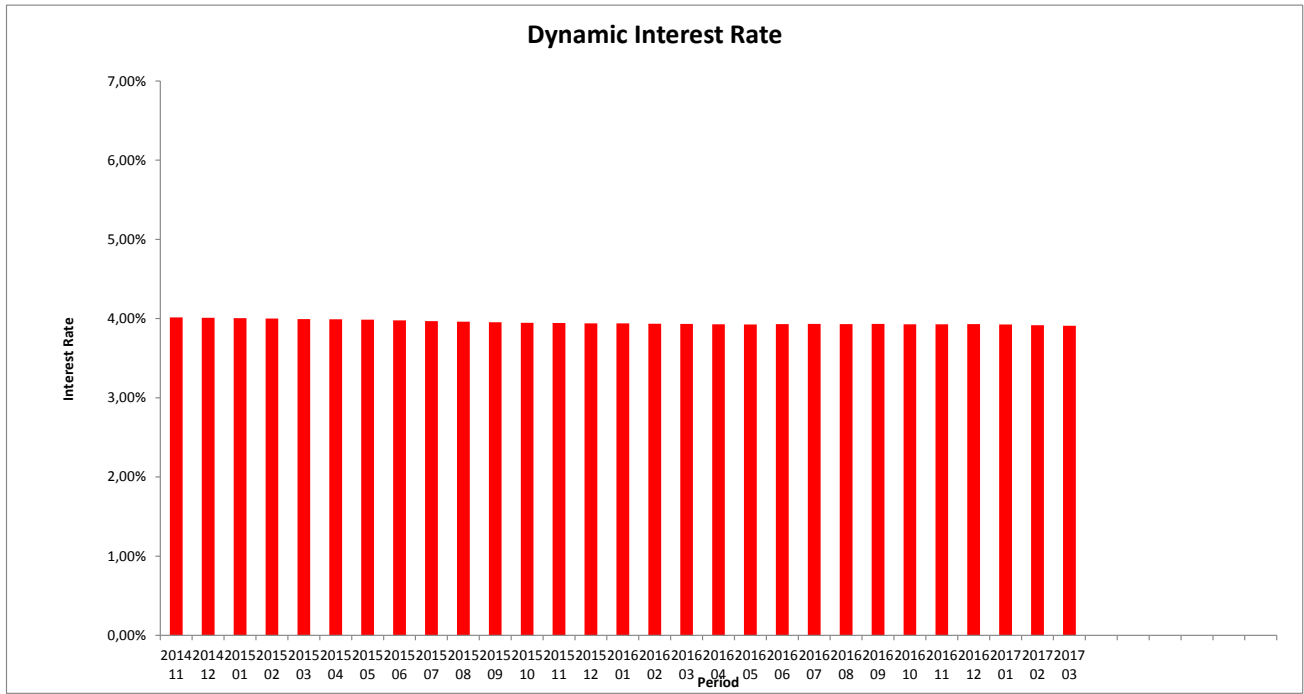


SCFI Rahoituspalvelut DAC
Monthly Investor Report

22.b Dynamic Interest Rate



Reporting Date	27.04.2017	
Payment date	25.04.2017	
Period No	29	
Monthly Period	Mar 2017	Fixed rate = 30/360 days
Interest Period	from 25.03.2017 to 25.04.2017	= 31 days



SCFI Rahoituspalvelut DAC
Monthly Investor Report

23.a Dynamic Pre-Payments



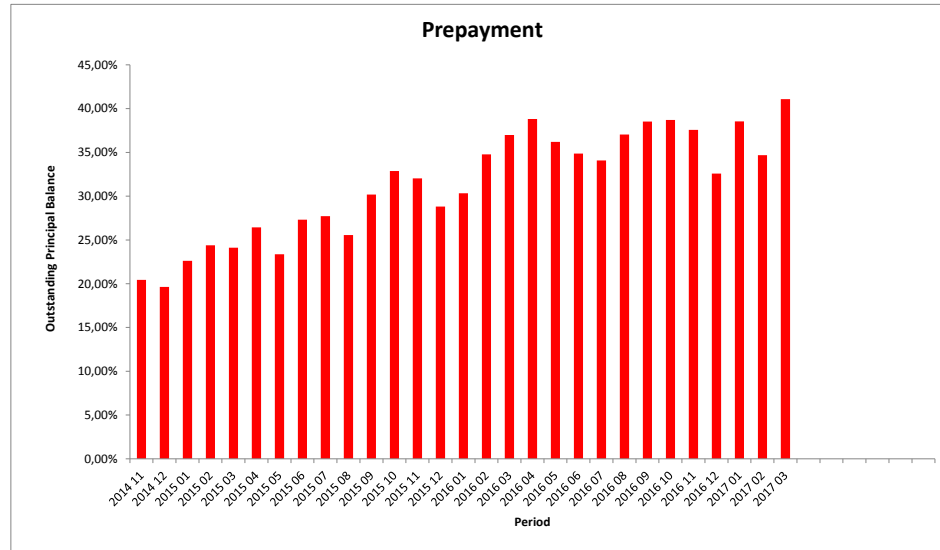
Reporting Date	27.04.2017	
Payment date	25.04.2017	
Period No	29	
Monthly Period	from Mar 2017	to
Interest Period	from 25.03.2017	to 25.04.2017
Fixed rate	=	30/360 days
	=	31 days

TOTAL			
Period	Sum of Pre-Payments	Closing Balance	CPR Annual
2014 11	16 943 393	482 997 572	20,43 %
2014 12	8 394 522	464 830 497	19,64 %
2015 01	9 428 656	445 935 670	22,62 %
2015 02	9 845 106	427 392 973	24,40 %
2015 03	9 282 539	408 409 085	24,11 %
2015 04	9 837 466	389 516 915	26,43 %
2015 05	8 174 137	372 810 567	23,36 %
2015 06	9 310 365	354 909 729	27,31 %
2015 07	8 998 570	337 095 392	27,72 %
2015 08	7 811 891	321 530 132	25,56 %
2015 09	8 979 898	304 507 755	30,18 %
2015 10	9 393 778	287 463 115	32,88 %
2015 11	8 603 575	271 684 934	32,03 %
2015 12	7 176 032	257 000 517	28,81 %
2016 01	7 209 865	243 048 311	30,33 %
2016 02	7 993 846	228 579 251	34,77 %
2016 03	8 070 860	213 759 499	36,99 %
2016 04	8 010 145	199 749 553	38,81 %
2016 05	6 873 940	187 002 570	36,20 %
2016 06	6 144 177	175 020 461	34,87 %
2016 07	5 603 865	164 174 646	34,08 %
2016 08	5 785 252	152 933 187	37,05 %
2016 09	5 652 394	142 283 907	38,52 %
2016 10	5 289 478	132 381 185	38,70 %
2016 11	4 738 838	123 070 792	37,57 %
2016 12	3 714 287	114 898 952	32,59 %
2017 01	4 234 119	106 490 826	38,55 %
2017 02	3 464 563	99 327 732	34,69 %
2017 03	3 935 120	91 224 229	41,09 %

23.b Dynamic Pre-Payments



Reporting Date	27.04.2017		
Payment date	25.04.2017		
Period No	29		
Monthly Period	from	Mar 2017	Fixed rate = 30/360 days
Interest Period	to	25.03.2017	= 31 days



SCFI Rahoituspalvelut DAC
Monthly Investor Report

24. Delinquency



Reporting Date	27.04.2017				
Payment date	25.04.2017				
Period No	29				
Monthly Period	Mar 2017	Fixed rate	=	30/360 days	
Interest Period	from 25.03.2017	to 25.04.2017	=	31 days	

year	month	Total outstanding	accounts current	balance current	accounts 1-30	balance 1-30	accounts 30-60	balance 30-60	accounts 60-90	balance 60-90	accounts 90-120	balance 90-120	accounts 120-150	balance 120-150	accounts 150-180	balance 150-180	New defaults Count	New defaults Balance
2015	11	482 997 572	33 078	451 050 167	1 886	27 827 140	261	3 634 790	34	485 475							0	0
	12	464 830 497	32 612	436 253 869	1 760	25 280 176	186	2 366 818	49	733 413	14	196 220					1	15 913
	1	445 935 670	31 932	418 959 066	1 614	22 821 683	221	3 093 308	53	623 603	24	311 711	10	126 299			5	72 683
	2	427 392 973	31 031	399 327 802	1 704	23 813 707	220	3 072 117	43	626 304	23	266 647	20	247 024	2	39 375	6	79 114
	3	408 409 085	29 745	375 806 629	2 097	28 707 420	200	2 617 265	47	830 883	19	253 515	10	108 575	6	84 797	25	365 310
	4	389 516 915	29 144	361 109 820	1 806	24 191 827	214	2 989 805	60	779 752	19	236 416	10	160 829	5	48 466	18	183 239
	5	372 810 567	27 908	339 530 532	2 196	28 528 491	250	3 210 336	69	976 764	22	269 896	15	246 892	4	47 656	14	175 057
	6	354 909 729	27 305	326 630 027	1 891	24 004 311	234	2 938 634	57	751 122	32	345 138	11	149 036	6	91 461	20	249 304
	7	337 095 392	26 721	313 744 063	1 537	19 559 157	213	2 579 731	53	737 918	20	246 887	15	192 205	4	35 430	29	347 996
	8	321 530 132	25 356	292 959 395	1 983	24 666 738	218	2 450 722	54	735 072	30	504 409	11	121 105	8	92 690	16	192 631
	9	304 507 755	24 772	280 299 264	1 684	20 786 899	205	2 374 603	41	432 114	19	252 841	17	288 537	7	73 498	18	207 248
	10	287 463 115	24 044	265 978 247	1 473	17 749 444	220	2 668 113	44	539 620	18	201 967	10	151 492	9	174 232	26	285 038
11	271 684 934	22 872	247 653 713	1 769	20 406 327	225	2 518 506	51	670 996	19	247 288	12	133 923	3	54 181	17	270 008	
12	257 000 517	22 346	235 947 663	1 522	17 941 309	205	2 151 996	47	478 950	18	227 244	13	215 631	6	37 725	11	160 010	
2016	1	243 048 311	21 263	219 517 178	1 742	19 654 911	235	2 918 687	61	574 033	23	234 373	6	75 026	3	74 104	23	261 801
	2	228 579 251	20 557	207 051 545	1 595	18 139 637	206	2 228 912	52	729 360	24	243 778	13	152 443	3	33 575	7	126 695
	3	213 759 499	19 806	194 710 005	1 470	16 089 766	202	2 034 417	39	552 822	18	214 205	12	114 711	4	43 574	21	241 381
	4	199 749 553	19 094	183 519 434	1 205	13 024 752	230	2 483 366	44	394 264	10	102 264	11	154 624	6	70 849	10	83 732
	5	187 002 570	17 846	167 121 435	1 582	16 791 107	208	2 186 184	54	613 021	20	163 628	4	54 483	4	72 711	17	152 403
	6	175 020 461	17 329	159 013 971	1 306	13 314 784	177	1 876 854	55	590 938	16	152 627	9	62 416	1	8 871	15	171 418
	7	164 174 646	16 369	147 197 085	1 401	13 967 271	213	2 056 050	44	434 114	33	385 039	10	102 148	5	32 939	6	45 032
	8	152 933 187	15 686	138 308 072	1 220	12 137 902	186	1 686 092	46	438 651	19	158 064	14	167 295	3	37 112	16	136 194
	9	142 283 907	15 027	130 005 528	1 019	10 056 900	158	1 521 775	41	361 257	26	236 937	6	60 060	4	41 451	15	194 348
	10	132 381 185	14 053	118 607 609	1 201	11 477 836	172	1 601 232	43	417 241	15	135 338	10	114 141	3	27 787	13	93 356
	11	123 070 792	13 470	111 243 215	1 030	9 638 620	160	1 395 169	48	469 098	12	127 393	10	103 523	6	93 774	15	82 932
	12	114 898 952	12 966	104 303 659	927	8 391 590	161	1 516 371	32	310 952	19	190 071	10	104 539	7	81 771	12	123 991
2017	1	106 490 826	12 117	94 893 712	1 056	9 397 901	172	1 563 615	44	364 250	12	96 258	15	147 311	2	27 778	21	229 811
	2	99 327 732	11 592	88 868 633	994	8 567 448	152	1 336 214	39	318 385	14	146 130	4	20 163	6	70 760	11	82 660
	3	91 224 229	11 028	82 697 284	816	6 625 036	168	1 392 278	34	326 797	11	86 607	8	80 245	3	15 982	9	74 802
	4																	
	5																	
	6																	
	7																	
	8																	
	9																	
	10																	
	11																	
	12																	

SCFI Rahoituspalvelut DAC
Monthly Investor Report

25. Defaults, Recoveries and Losses by Quarter of Default



Reporting Date	27.04.2017	
Payment date	25.04.2017	
Period No	29	
Monthly Period	Mar 2017	Fixed rate = 30/360 days
Interest Period	from 25.03.2017 to 25.04.2017	= 31 days

Default Quarter	Default Amount	Recovery Quarter No Of Loans	2014 4			2015 1			2015 2			2015 3			2015 4		
			Recoveries	Cum. Recoveries	Loss	Recoveries	Cum. Recoveries	Loss	Recoveries	Cum. Recoveries	Loss	Recoveries	Cum. Recoveries	Loss	Recoveries	Cum. Recoveries	Loss
2014 4	15 913	1	-	-	15 913	-	-	15 913	-	-	15 913	-	-	15 913	0	0	15 913
2015 1	517 107	36				90 731	90 731	426 376	194 861	285 592	232 905	13 697	299 289	217 818	10 317	309 605	207 502
2015 2	607 600	52							262 781	262 781	330 646						
2015 3	747 874	63										410 508	410 508	337 366	142 694	553 201	194 673
2015 4	715 056	53													345 643	345 643	369 412
2016 1	629 877	51															
2016 2	407 700	42															
2016 3	375 574	37															
2016 4	300 278	40															
2017 1	387 272	41															

Default Quarter	Default Amount	Recovery Quarter No Of Loans	2016 1			2016 2			2016 3			2016 4			2017 Q1		
			Recoveries	Cum. Recoveries	Loss	Recoveries	Cum. Recoveries	Loss	Recoveries	Cum. Recoveries	Loss	Recoveries	Cum.Recoveries	Loss	Recoveries	Cum.Recoveries	Loss
2014 4	15 913	1		-	15 913		-	15 913	6 481	6 481	9 432						
2015 1	517 107	36	2 309	311 915	205 192	9 780	321 694	195 413	61 652	381 956	135 151	2 977	384 933	132 174	2 758	387 691	129 416
2015 2	607 600	52	27 242	494 241	113 360	4 200	498 440	109 160	78 582	591 195	16 405	880	592 075	15 526	1 296	593 371	14 230
2015 3	747 874	63	7 850	561 051	186 823	13 507	574 558	173 316	87 598	694 995	59 511	9 461	704 456	50 050	13 515	717 971	36 535
2015 4	715 056	53	177 499	523 142	191 914	18 033	541 175	173 881	47 389	587 866	123 284	7 691	595 557	115 593	8 534	604 091	107 059
2016 1	629 877	51	341 434	341 434	288 444	116 030	457 464	172 414	12 397	494 853	135 024	27 083	521 936	107 942	10 240	532 176	97 702
2016 2	407 700	42				153 180	153 180	254 520	142 426	295 606	112 094	24 740	320 346	87 354	6 946	327 292	80 408
2016 3	375 574	37							146 984	146 984	228 590	98 024	245 008	130 566	8 575	253 583	121 991
2016 4	300 278	40										164 976	164 976	135 302	62 481	227 457	72 821
2017 1	387 272	41													233 936	233 936	153 336

SCFI Rahoituspalvelut DAC
Monthly Investor Report

26. Priority of Payments



Reporting Date	27.04.2017	
Payment date	25.04.2017	
Period No	29	
Monthly Period	Mar 2017	Fixed rate = 30/360 days
Interest Period	from 25.03.2017 to 25.04.2017	= 31 days

Purchaser Priority of Payments

Purchaser Available Distribution Amount	+	8 675 199,98	EUR
Senior Expenses	-	5 396,58	EUR
Servicing Fee	-	39 277,10	EUR
Servicer Advance Reserve Fund Replenishment	-	-	EUR
Interest on Loan to Issuer	-	527 022,98	EUR
Principal on Loan to Issuer	-	8 103 503,32	EUR
		-	

Issuer Priority of Payments

Issuer Available Distribution Amount	+	11 253 859,70	EUR
Senior Expenses	-	5 325,14	EUR
Interest Class A	-	9 608,00	EUR
Interest Class B	-	27 188,00	EUR
Credit the Reserve Account up to the required Liquidity Reserve Amount	-	1 035 400,00	EUR
Prior to PDTE - Interest on Class C notes	-	5 583,00	EUR
Prior to PDTE - Interest on Class D notes	-	10 500,00	EUR
Principal Payments on Class A	-	8 103 503,32	EUR
Principal Payments on Class B	-	-	EUR
Principal Payments on Class C	-	-	EUR
Principal Payments on Class D	-	-	EUR
Interest on Class E notes	-	23 917,00	EUR
Principal Payments on Class E	-	-	EUR
Credit Reserve Account up to Required Reserve Amount	-	1 553 100,00	EUR
Interest on Class F notes	-	54 250,00	EUR
Principal Payments on Class F	-	-	EUR
Interest and Principal on Expenses Advance	-	-	EUR
Interest Issuer Subordinated Loan	-	399,03	EUR
Principal Issuer Subordinated Loan	-	29 508,26	EUR
Payment to Purchaser	-	395 577,95	EUR
		-	

Purchaser Priority of Payments: Second Pass

Available Distribution Amount	+	395 577,95	EUR
Interest on Purchaser Subordinated Loan (SAF)	-	15,24	EUR
Principal on Purchaser Subordinated Loan (SAF)	-	-	EUR
Payment of residual funds to Seller	=	395 562,71	EUR

SCFI Rahoituspalvelut DAC
Monthly Investor Report

27. Transaction Costs



Reporting Date	27.04.2017	
Payment date	25.04.2017	
Period No	29	
Monthly Period	Mar 2017	Fixed rate = 30/360 days
Interest Period	from 25.03.2017 to 25.04.2017	= 31 days

Transaction Costs	Currency	All Notes	Class A	Class B	Class C	Class D	Class E	Class F
Senior Expenses	EUR	5 396,58						
Interest accrued for the Period	EUR	131 046,00	9 608,00	27 188,00	5 583,00	10 500,00	23 917,00	54 250,00
Cumulative Interest accrued	EUR	5 972 314,00	2 373 703,00	805 670,00	165 443,00	311 150,00	708 740,00	1 607 608,00
Interest Payments	EUR	131 046,00	9 608,00	27 188,00	5 583,00	10 500,00	23 917,00	54 250,00
Cumulative Interest Payments	EUR	5 972 314,00	2 373 703,00	805 670,00	165 443,00	311 150,00	708 740,00	1 607 608,00
Interest accrued on Subordinated Loan for the Period	EUR	399,03						
Cumulative Interest accrued on Subordinated Loan	EUR	47 013,81						
Interest Payments on Subordinated Loan	EUR	399,03						
Cumulative Interest Payments on Subordinated Loan	EUR	47 013,81						
Unpaid Interest for the Period	EUR	-						
Cumulative Unpaid Interest	EUR	-						

**SCFI Rahoituspalvelut DAC
Monthly Investor Report**

28. Contact Details



Santander Consumer Bank AS

Financial Markets

Anders Bruun-Olsen	+47 21 08 37 70	anders.bruun.olsen@santanderconsumer.no
Priscilla Halverson	+47 21 08 37 72	priscilla.halverson@santanderconsumer.no
Morten Holme	+47 92 82 38 33	morten.holme@santanderconsumer.no
Joachim Joveng Rogne	+47 48 23 86 32	joachim.joveng.rogne@santanderconsumer.no

Risk

Tom Daniel Sivertsen	+47 47 03 88 47	tom.daniel.sivertsen@santanderconsumer.no
Ayan Ali	+47 48 50 46 46	ayan.ali@santanderconsumer.no

Reporting Date	27.04.2017				
Payment date	25.04.2017				
Period No	29				
Monthly Period	Mar 2017	Fixed rate	=	30/360 days	
Interest Period	from 25.03.2017	to 25.04.2017	=	31 days	