

Bilcreditt 7 DAC
Monthly Investor Report

Cover Sheet Monthly Investor Report



Reporting Date	31.12.2019				
Payment date	27.12.2019			Following payment dates:	27.01.2020
Period No	48				25.02.2020
Monthly Period	Nov 2019				
Interest Period	from 25.11.2019	to	27.12.2019	=	32 days
Cut-Off Date	30.11.2019				

Index		Page
1	Portfolio Information	2
2	Amount Due for Distribution	3
3	Reserve Accounts	4
4	Performance Data	5
5	Outstanding Notes	6
6	Counterparty Ratings, Trigger Levels and Consequences	7
7	Original Principal Balance	8
7	Original PB (Graph)	9
8 a	Outstanding principal Balance	10
8 b	Outstanding PB (Graph)	11
9 a	Geographical Distribution	12
9 b	Geographical (Graph)	13
10 a	Interest Rate	14
10 b	Interest Rate (Graph)	15
11 a	Remaining Terms	16
11 b	Remaining Terms (Graph)	17
12 a	Seasoning	18
12 b	Seasoning (Graph)	19
13 a	Vehicle Type	20
13 b	Vehicle Type (Graph)	21
14 a	Hybrid loans as % of other loans	22
14 b	Hybrid loans as % of other loans (Graph)	23
15 a	Loans per borrower	24
15 b	Loans per borrower (Graph)	25
16 a	Amortization Profile	26
16 b	Amortization Profile (Graph)	27
17 a	Payment Holidays	28
17 b	Payment Holidays (Graph)	29
18 a	Payment Holidays (>31dpd)	30
18 b	Payment Holidays (>31dpd) (Graph)	31
19 a	Dynamic Interest Rate	32
19 b	Dynamic Interest Rate (Graph)	33
20 a	Borrower Type	34
20 b	Borrower Type (Graph)	35
21 a	Vehicle Condition	36
21 b	Vehicle Condition (Graph)	37
22 a	Downpayment	38
22 b	Downpayment (Graph)	39
23 a	Repayment Type	40
23 b	Repayment Type (Graph)	41
24 a	Dynamic Pre-Payments	42
24 b	Dynamic Pre-Payments (Graph)	43
25	Defaults, Recoveries and Losses by Quarter of Default	44
26	Dynamic Delinquency	45
27	Priority of Payments	46
28	Transaction Costs	47
29	Swap Counterparty Data	48
30	Contact Details	49

Bilkreditt 7 DAC
Monthly Investor Report

1. Portfolio Information



Reporting Date	31.12.2019	
Payment date	27.12.2019	
Period No	48	
Monthly Period	Nov 2019	
Interest Period	from 25.11.2019	to 27.12.2019 = 32 days

	Current Period	Previous Period
	Aggregated Outstanding Principal Amount	Aggregated Outstanding Principal Amount
Outstanding receivables		
Opening balance	655 392 173,00 NOK	694 397 662,00 NOK
Scheduled Loan Principal Repayments	17 529 203,00 NOK	19 456 994,00 NOK
Prepayments	14 518 196,00 NOK	18 877 967,00 NOK
Deemed Collections - Other	0,00 NOK	0,00 NOK
Deemed Collections - CPI Single Premium Cancellations	93 192,00 NOK	156 336,00 NOK
Total Principal Payments Received	32 140 591,00 NOK	38 491 297,00 NOK
New Defaulted Auto Loans in Period	1 369 693,00 NOK	686 553,00 NOK
Total New Defaults	1 369 693,00 NOK	686 553,00 NOK
Capitalised Interest (due to Repayment Holidays)	172 018,00 NOK	172 361,00 NOK
Closing Balance	622 053 907,00 NOK	655 392 173,00 NOK
Cumulative Capitalised Interest (Amount)		
Open	19 698 860,00 NOK	19 526 499,00 NOK
New	172 018,00 NOK	172 361,00 NOK
Close	19 870 878,00 NOK	19 698 860,00 NOK
Total revenue collections		
Revenue and fees received on loan balances	3 830 612,00 NOK	4 299 061,00 NOK
Recoveries on loans in default	382 789,00 NOK	248 672,00 NOK
Total Revenue Received in Period	4 213 401,00 NOK	4 547 733,00 NOK
# Loans		
At beginning of period	6 973 Loans	7 306 Loans
Paid in Full	267 Loans	324 Loans
Repurchased (Deemed Collections)	0 Loans	0 Loans
New loans into default	14 Loans	8 Loans
At end of period	6 692 Loans	6 973 Loans
Weighted Average Loan Return	7,52 %	
Average NIBOR + Weighted Average Loan Threshold	4,73 %	

Bilkreditt 7 DAC
Monthly Investor Report

2. Amount Due for Distribution



Reporting Date	31.12.2019			
Payment date	27.12.2019			
Period No	48			
Monthly Period	Nov 2019			
Interest Period	from	25.11.2019	to	27.12.2019 = 32 days

Available Distribution Amount

	Current Period		Previous Period	
a. Reserve Fund	15 066 000,00 NOK		15 066 000,00 NOK	
b. Collections (Principal, interest, fees, etc)	36 353 992,00 NOK		43 039 030,00 NOK	
c. Swap Counterparty payment to the Issuer	0,00 NOK	0,00 EUR	0,00 NOK	3 579 753,19 EUR
d. Stamp Duty, Taxes, Liabilities, etc Paid by the Seller to the Issuer	0,00 NOK		0,00 NOK	
e. Default Interest, Indemnities, etc Paid by the Seller to the Issuer	0,00 NOK		0,00 NOK	
f. Other Amounts Paid by the Seller to the Issuer	0,00 NOK		0,00 NOK	
g. Interest/Investment Return Earned and Paid by the Seller or the Collections Account Bank to the Issuer	5 472,84 NOK		-904,48 NOK	
h. Commingling Reserve	0,00 NOK		0,00 NOK	
i. CPI Reserve	0,00 NOK		0,00 NOK	
Total Amount for Distribution (Pre-Enforcement Waterfall)	51 425 464,84 NOK	0,00 EUR	58 104 125,52 NOK	3 579 753,19 EUR

Bilkreditt 7 DAC
Monthly Investor Report

3. Reserve Accounts

Reporting Date	31.12.2019				
Payment date	27.12.2019				
Period No	48				
Monthly Period	Nov 2019				
Interest Period	from 25.11.2019	to 27.12.2019	=	32 days	



Note Balance

Beginning of Period		655 392 173,00	NOK
End of Period		622 053 907,00	NOK

Reserve Fund

	in %		
Beginning of Period	0,8 %	5 022 000,00	NOK
Cash Outflow		5 022 000,00	NOK
Cash Inflow		5 022 000,00	NOK
End of Period	0,8 %	5 022 000,00	NOK
Required Reserve Amount	0,8 %	5 022 000,00	NOK

Liquidity Balance

Beginning of Period	1,5 %	10 044 000,00	NOK
Cash Outflow		10 044 000,00	NOK
Cash Inflow		10 044 000,00	NOK
End of Period	1,5 %	10 044 000,00	NOK
Required Reserve Amount	1,5 %	10 044 000,00	NOK

Supplementary Liquidity Ledger

Beginning of Period		0,00	NOK
Cash Outflow		0,00	NOK
Cash Inflow		0,00	NOK
End of Period		0,00	NOK
Required Reserve Amount		0,00	NOK

Commingling Reserve

Beginning of Period		0,00	NOK
Cash Outflow		0,00	NOK
Drawings from Commingling Reserve		0,00	NOK
Cash Inflow		0,00	NOK
End of Period		0,00	NOK
Required Commingling Reserve Fund		0,00	NOK

CPI Reserve

Beginning of Period		0,00	NOK
Cash Outflow (to Servicer)		0,00	NOK
Drawings		0,00	NOK
Cash Inflow (from Servicer)		0,00	NOK
End of Period		0,00	NOK
Required CPI Reserve Fund		0,00	NOK

Set-off from Deposits

No borrowers whose loans were sold to Bilkreditt 6 held deposits with Santander Consumer Bank AS. The risk of set-off from deposits is therefore zero.

Bilkreditt 7 DAC
Monthly Investor Report

4. Performance Data



Reporting Date	31.12.2019	
Payment date	27.12.2019	
Period No	48	
Monthly Period	Nov 2019	
Interest Period	from 25.11.2019	to 27.12.2019 = 32 days

Note Balance

Beginning of Period	655 392 173,00	NOK
End of Period	622 053 907,00	NOK

Portfolio Performance:

Performing Receivables:

	NOK	%	# loans
Current	572 362 398,00	92,01 %	6 193
1-29 days past due	36 247 052,00	5,83 %	360

Delinquent Receivables:

30-59 days past due	8 786 116,00	1,41 %	83
60-89 days past due	1 774 845,00	0,29 %	20
90-119 days past due	1 401 731,00	0,23 %	18
120-149 days past due	657 722,00	0,11 %	6
150-179 days past due	824 043,00	0,13 %	12
Total Performing and Delinquent	622 053 907,00	100,00 %	6 692

Current Period Defaults	1 369 693,00	14
Cumulative Defaults	73 189 160,00	645
Current Period Recoveries	382 789,00	
Cumulative Recoveries	40 435 564,00	

Bilkreditt 7 DAC
Monthly Investor Report

5. Outstanding Notes

Reporting Date	31.12.2019	
Payment date	27.12.2019	
Period No	48	
Monthly Period	Nov 2019	
Interest Period	from 25.11.2019	to 27.12.2019 = 32 days



1. Note Balance

	All Notes	Class A	Class B	Class B	Class C	Class C
General Note Information						
ISIN Code		XS1318344386	XS1318345946		N/A	
Currency		EUR	NOK		NOK	
Initial Tranching	100 %	87,49 %	7,51 %		5,00 %	
Legal Final Maturity Date		25.03.2030	25.03.2030		25.03.2030	
Rating (S&P/Moody's)		AAA(sf)/Aaa(sf)	AAA(sf)/Aaa(sf)		Unrated	
Initial Notes Aggregate Principal Outstanding Balance	5 286 286 000,00 NOK	500 000 000,00 EUR	396 250 000,00 NOK	750 000,00 NOK	264 000 000,00 NOK	286 000,00 NOK
Initial Nominal per Note		100 000,00 EUR	1 250 000,00 NOK	1 000,00 NOK	1 000 000,00 NOK	1 000,00 NOK
Initial Number of Notes per Class		5000	317	750	264	286
Current Note Information						
Class Principal Outstanding Opening Balance		0,00 EUR	390 367 307,43 NOK	738 865,57 NOK	264 000 000,00 NOK	286 000,00 NOK
Available Distribution Amount	51 425 464,84 NOK					
Amortisation	33 338 266,00 NOK					
Redemption per Class		0,00 EUR	33 275 284,39 NOK	62 981,61 NOK	0,00 NOK	0,00 NOK
Redemption per Note		0,00 EUR	104 969,35 NOK	83,98 NOK	0,00 NOK	0,00 NOK
Class Principal Outstanding Closing Balance	622 053 907,00 NOK	0,00 EUR	357 092 023,04 NOK	675 883,96 NOK	264 000 000,00 NOK	286 000,00 NOK
Current Tranching		0,00 %	57,41 %	0,11 %	42,44 %	0,05 %
Current Pool Factor		-	0,90	0,90	1,00	1,00

2. Payments to Investors per Note

	All Notes	Class A	Class B	Class B	Class C	Class C
Interest rate Basis: 1-M EURIBOR / Spread	-0,4590 %					
Interest Rate Basis: 3-M NIBOR / Spread	1,8600 %	0,4800 %	1,0000 %		1,1000 %	
Day Count Convention		(ACT/360)	(ACT/360)		(ACT/360)	
Interest Days	32					
Principal Outstanding per Note Beginning of Period		0,00 EUR	1 231 442,61 NOK	985,15 NOK	1 000 000,00 NOK	1 000,00 NOK
>Principal Repayment per note		0,00 EUR	104 969,35 NOK	83,98 NOK	0,00 NOK	0,00 NOK
Principal Outstanding per Note End of Period		0,00 EUR	1 126 473,26 NOK	901,18 NOK	1 000 000,00 NOK	1 000,00 NOK
>Interest accrued for the period		0,00 EUR	2 933,57 NOK	2,35 NOK	2 471,11 NOK	2,47 NOK
Interest Payment	1 584 782,00 NOK	0,00 EUR	929 941,86 NOK	1 760,14 NOK	652 373,26 NOK	706,74 NOK
Interest Payment per Note		0,00 EUR	2 933,57 NOK	2,35 NOK	2 471,11 NOK	2,47 NOK

3. Credit Enhancements

Initial total CE (Subordination, Reserve)		13,46 %	5,95 %		0,95 %
Current CE (incl. Excess Spread)		104,34 %	46,82 %		4,34 %
Current CE (excl. Excess Spread)		102,42 %	44,91 %		2,42 %

We hereby confirm that the Seller confirms its ongoing retention of a net economic interest of at least 5% in accordance with Article 405 of the CRR and Article 51 of the AIFMR.

On 21 December, 2015, the Norwegian Ministry of Finance adopted transitional rules to the new Norwegian financial companies act which entered into force on 1 January, 2016. The transitional rules correspond to the proposal from the Norwegian FSA and state that securitisations which closed in accordance with the existing Norwegian financial institutions act, and have notes remaining outstanding, may progress as agreed between the parties.

**Bilkreditt 7 DAC
Monthly Investor Report**

6. Counterparty Ratings, Trigger Levels and Consequences



Reporting Date 31.12.2019
 Payment date 27.12.2019
 Period No 48
 Monthly Period Nov 2019
 Interest Period: 25.11.2019 to 27.12.2019 = 32 days

Transaction Role	Counterparty	Rating Triggers								Trigger breached	Summary of Contractual Requirements if Rating Trigger Breach	
		Short Term				Long Term						
		S&P		Moody's		S&P		Moody's				
Criteria	Current	Criteria	Current	Criteria	Current	Criteria	Current					
Issuer	Bilkreditt 6 Limited		No rating		No rating		No rating		No rating	N/A		
Seller	Santander Consumer Bank AS		No rating		P-2		No rating		A3	N/A		
Servicer	Santander Consumer Bank AS		No rating		P-2		No rating		A3	N/A		
Servicer's Owner	Banco Santander	Downgrade 1	A-1 Credit watch negative	A-1	P-1 Review for possible Downgrade	P-1	A Credit watch negative	A	A2 Review for possible Downgrade	A2	N	The Servicing Agreement will provide that, if a Servicer's Owner Downgrade 1 occurs and for so long as it is continuing, (i) the Servicer shall (or, if the Seller is not the Servicer, the Seller shall), within 10 Business Days, procure that the Subordinated Loan Provider makes available to the Issuer an advance by way of deposit to the Commingling Reserve Account in an amount equal to the Commingling Reserve Required Amount; and (ii) the Servicer will, within 10 Business Days, instruct the Collections Account Bank to transfer to the Transaction Account within one Oslo Banking Day after receipt (or, in the case of exceptional circumstances causing an operational delay in the transfer, within three Oslo Banking Days after receipt) any and all Collections received from time to time in the Seller Collections Account. As at the date of this Prospectus, the Servicer's Owner's short-term and long-term unsecured, unsubordinated and unguaranteed indebtedness is rated P-2 and Baa1 respectively by Moody's and A-2 and BBB- respectively by S&P; therefore, a Servicer's Owner Downgrade 1 has occurred. As a consequence, on or before the Note Issuance Date, the Commingling Reserve Account will be funded through the proceeds of an advance made by the Subordinated Loan Provider to the Issuer in an amount equal to the Commingling Reserve Required Amount. If the Servicer's Owner Downgrade 1 is cured, the amount standing to the Commingling Reserve Account will be released.
		Downgrade 2	N/A	A-1	N/A	P-1	BBB- Credit Watch Negative	A	Baa2 Review for possible Downgrade	A2	N	The Servicing Agreement shall provide that, if (a) a Servicer's Owner Downgrade 2 exists and is continuing or (b) there is a change of control of the Servicer or the Subordinated Loan Provider (in each case, so long as it is Santander Consumer Bank AS), then the Servicer (or, if the Seller is not the Servicer, the Seller), shall, at its own cost, either: (i) within 14 calendar days, obtain from a third party with the Required Ratings a guarantee of the Seller's obligations under the Auto Portfolio Purchase Agreement to pay to the Issuer a Deemed Collection in the amount of any unpaid portion of the Principal Amount of any Purchased Auto Loan corresponding to CPI Policy premium where the related CPI Policy has been cancelled (each a "CPI Deemed Collection"); or (ii) procure that, within 14 calendar days, the Servicer will establish and maintain the CPI Ledger on the Transaction Account to hold an amount as determined by the Servicer or Seller, which shall be made available by the Subordinated Loan Provider. Such amount shall be equal to the aggregate of all CPI Deemed Collections that would have been payable by the Seller in the event that, as at the immediately preceding Cut-Off Date, the CPI Policies relating to all outstanding Purchased Auto Loans had been cancelled.
		Downgrade 3	N/A	A-1	N/A	P-1	BB+ Credit watch Negative	A	Baa3 Review for possible Downgrade	A2	N	The Issuer will, or will require the Servicer to, will instruct the Debtors to make payments on Purchased Auto Loans to a specified account of the Issuer (the "Issuer Collections Account") at the Collections Account Bank. On a daily basis, the Servicer will arrange for the transfer of the amounts on deposit in the Issuer Collections Account to the Transaction Account. Must identify a Back up Servicer
Issuer Cross Currency Swap Provider	Banco Santander	Moody's First Rating Trigger Collateral.	N/A	N/A		P-1	N/A	N/A	BBB	A2	N	Post collateral within 30 calendar days and/or obtain a guarantee or a replacement or take such other action as confirmed by Moody's within 30 calendar days
		Moody's Second Rating Trigger Replacement.	N/A	N/A		P-1	N/A	N/A		A2	N	
Issuer Cross Currency Swap Provider	Banco Santander	Initial S&P Required Rating	A-2	A-1	N/A	N/A	A-	A	N/A	N/A	N	Post collateral within 10 bd
		Subsequent S&P Required Rating	N/A	A-1	N/A	N/A	BBB	A	N/A	N/A	N	Post collateral within 10 business days. Within 60 days transfer all of its rights and obligations with respect to this Agreement to an S&P Eligible Replacement or procure, subject to confirmation by S&P, an S&P Eligible Replacement to become a co-obligor or guarantor or take such other action as confirmed by S&P as will result in Class A Notes rating being maintained.
Transaction Account Bank	Bank of New York Mellon		A-2	A-1	P-2	P-1	A-	A	A3	A1	N	If at any time a Ratings Downgrade has occurred with respect to the Transaction Account Bank, the Issuer will be required, within thirty (30) calendar days after the Ratings Downgrade, to transfer any amounts credited to the Issuer Secured Accounts, at no cost to the Issuer, to an alternative bank with at least the Required Ratings. The alternative bank will need to (i) enter into a Transaction Account Agreement prior to the transfer and (ii) accede to the Security Trust Deed.
Paving Agent and related roles	Bank of New York Mellon		A-1			P-1		A		A1	N/A	
Corporate Service Provider	Bank of New York Mellon		A-1			P-1		A		A1	N/A	
Note Trustee and Security Trustee	Bank of New York Mellon		A-1			P-1		A		A1	N/A	
Collections Bank	SEB AB		A-2	A-1	P-2	P-1	A-	A+	A3	Aa2	N	If at any time a Ratings Downgrade has occurred, then the Issuer shall (with the prior written consent of the Note Trustee) use reasonable endeavours to procure that, within 30 calendar days, the Issuer Collections Account and all of the funds standing to the credit of the Issuer Collections Account are transferred to another bank or banks who meet the Required Ratings (which bank shall be notified in writing by the Issuer to the Collections Account Bank and approved in writing by the Note Trustee); the appointment of the Collections Account Bank shall terminate on the date on which the appointment of the new transaction account bank becomes effective.

**Bilkreditt 7 DAC
Monthly Investor Report**

7.a Original Portfolio Principal Balance

Reporting Date	31.12.2019
Payment date	27.12.2019
Period No	48
Monthly Period	Nov 2019
Interest Period	from 25.11.2019 to 27.12.2019 = 32 days



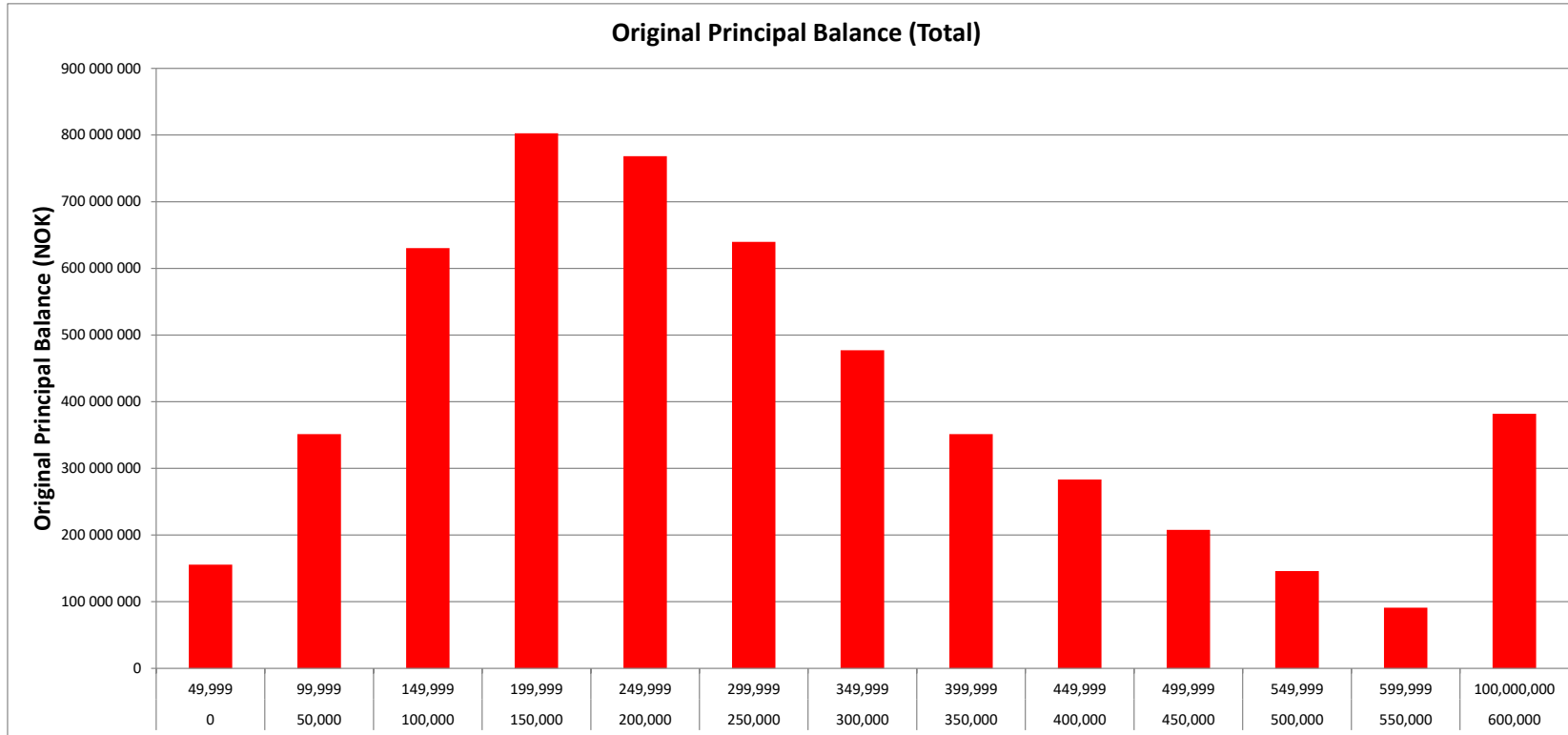
Average amount - all: 202 469

		TOTAL							
	Min	Max	No	Original balance	% of outstanding balance	% of loans	WA mounths to maturity	WA seasoning	
Original balance	0	49 999	2 085	155 602 799	2,94 %	7,99 %	13,8	3,8	
	50 000	99 999	4 461	351 322 040	6,65 %	17,09 %	50,2	9,3	
	100 000	149 999	4 936	630 375 313	11,92 %	18,91 %	62,1	9,1	
	150 000	199 999	4 545	802 595 416	15,18 %	17,41 %	69,7	8,9	
	200 000	249 999	3 386	768 128 216	14,53 %	12,97 %	75,3	8,9	
	250 000	299 999	2 314	639 861 283	12,10 %	8,86 %	78,6	8,6	
	300 000	349 999	1 457	477 227 569	9,03 %	5,58 %	81,6	8,8	
	350 000	399 999	930	351 414 854	6,65 %	3,56 %	84,0	8,4	
	400 000	449 999	662	283 278 835	5,36 %	2,54 %	85,1	8,8	
	450 000	499 999	435	207 636 033	3,93 %	1,67 %	87,8	7,9	
	500 000	549 999	277	145 859 759	2,76 %	1,06 %	88,9	8,5	
	550 000	599 999	157	91 116 547	1,72 %	0,60 %	89,4	8,4	
	600 000	100 000 000	464	381 854 970	7,22 %	1,78 %	88,9	8,6	
	Total			26 109	5 286 273 634	100 %	100 %	73,6	8,6

Bilkreditt 7 DAC
Monthly Investor Report

7.b Original Principal Balance Graph

Reporting Date	31.12.2019	
Payment date	27.12.2019	
Period No	48	
Monthly Period	Nov 2019	
Interest Period	from 25.11.2019	to 27.12.2019 = 32 days



**Bilkreditt 7 DAC
Monthly Investor Report**

8.a Outstanding Principal Balance

Reporting Date	31.12.2019	
Payment date	27.12.2019	
Period No	48	
Monthly Period	Nov 2019	
Interest Period	from 25.11.2019	to 27.12.2019 = 32 days



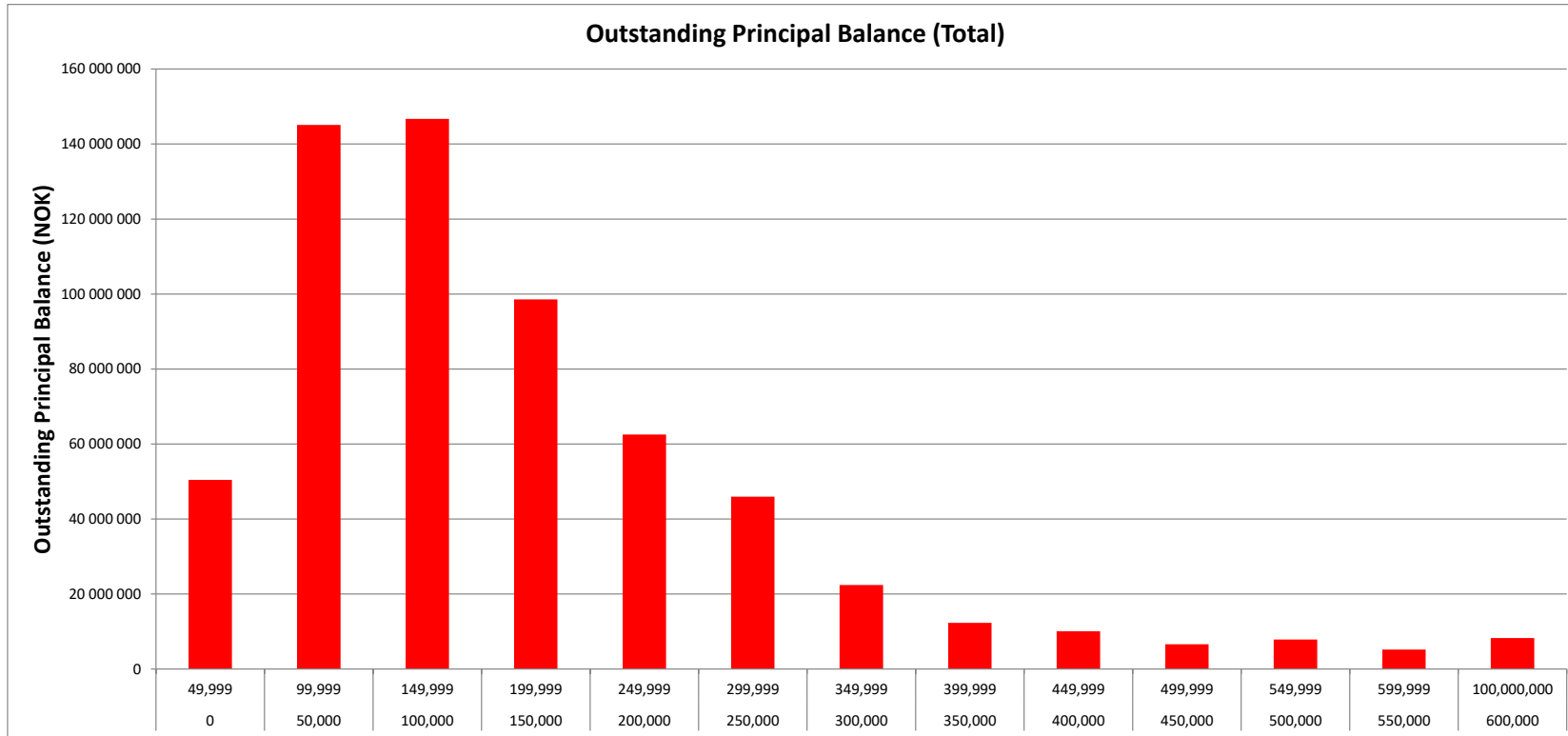
Average amount - all: 92 955

TOTAL									
	Min	Max	No	Outstanding balance	% of Outstanding balance	% of loans	WA months to maturity	WA seasoning	
Outstanding balance	0	49 999	2 332	50 438 097	8,11 %	34,85 %	16,9	56,4	
	50 000	99 999	1 958	145 094 337	23,33 %	29,26 %	31,0	57,0	
	100 000	149 999	1 204	146 688 374	23,58 %	17,99 %	40,4	56,2	
	150 000	199 999	574	98 574 981	15,85 %	8,58 %	48,3	56,2	
	200 000	249 999	282	62 552 712	10,06 %	4,21 %	52,7	56,1	
	250 000	299 999	168	45 947 520	7,39 %	2,51 %	59,0	55,7	
	300 000	349 999	70	22 406 168	3,60 %	1,05 %	63,0	55,8	
	350 000	399 999	33	12 327 125	1,98 %	0,49 %	62,5	57,3	
	400 000	449 999	24	10 056 240	1,62 %	0,36 %	63,8	56,7	
	450 000	499 999	14	6 604 126	1,06 %	0,21 %	63,9	55,5	
	500 000	549 999	15	7 892 477	1,27 %	0,22 %	60,6	57,1	
	550 000	599 999	9	5 200 691	0,84 %	0,13 %	68,7	54,9	
	600 000	100 000 000	9	8 271 059	1,33 %	0,13 %	65,3	54,8	
	Total			6 692	622 053 907	100 %	100 %	42,9	56,3

Bilkreditt 7 DAC
Monthly Investor Report

8.b Outstanding Principal Balance Graph

Reporting Date	31.12.2019	
Payment date	27.12.2019	
Period No	48	
Monthly Period	Nov 2019	
Interest Period	from 25.11.2019	to 27.12.2019 = 32 days



Bilkreditt 7 DAC
Monthly Investor Report

9.a Geographical Distribution



Reporting Date	31.12.2019	
Payment date	27.12.2019	
Period No	48	
Monthly Period	Nov 2019	
Interest Period	from 25.11.2019	to 27.12.2019 = 32 days

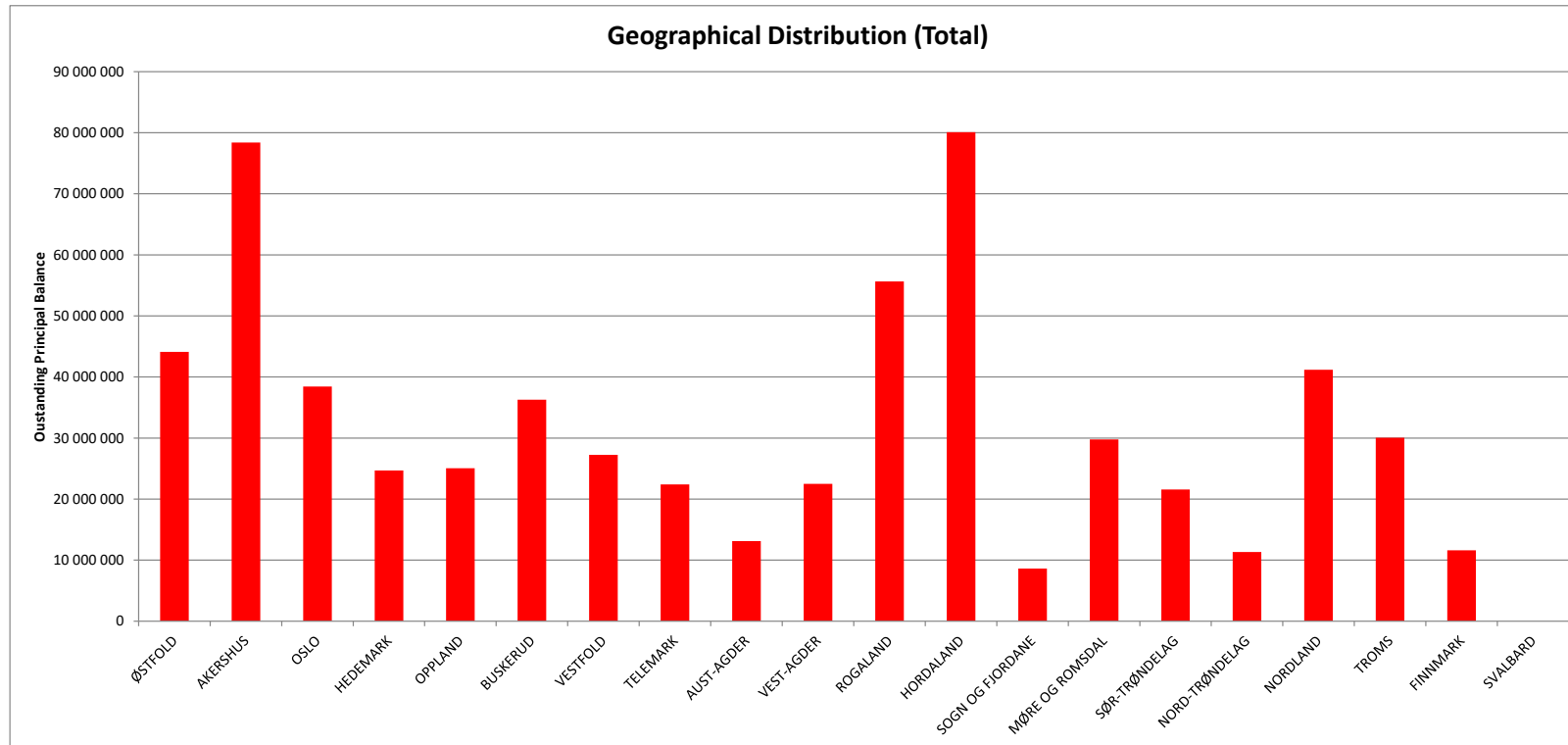
District code	No	Outstanding balance	% of Outstanding balance	TOTAL		District	WA months to maturity	WA seasoning
				% of Loans				
0100	514	44 111 834	7,09 %	7,68 %		ØSTFOLD	41,1	55,9
0200	838	78 387 838	12,60 %	12,52 %		AKERSHUS	41,2	56,7
0300	390	38 420 736	6,18 %	5,83 %		OSLO	42,6	55,8
0400	325	24 672 290	3,97 %	4,86 %		HEDEMARK	38,8	56,1
0500	282	25 042 964	4,03 %	4,21 %		OPPLAND	40,1	56,7
0600	443	36 286 528	5,83 %	6,62 %		BUSKERUD	40,1	56,2
0700	332	27 247 589	4,38 %	4,96 %		VESTFOLD	41,8	56,3
0800	255	22 394 141	3,60 %	3,81 %		TELEMARK	41,5	56,8
0900	141	13 128 937	2,11 %	2,11 %		AUST-AGDER	40,6	56,0
1000	255	22 494 513	3,62 %	3,81 %		VEST-AGDER	42,7	56,9
1100	570	55 626 722	8,94 %	8,52 %		ROGALAND	45,5	56,6
1200	819	80 105 299	12,88 %	12,24 %		HORDALAND	44,0	56,4
1400	83	8 621 005	1,39 %	1,24 %		SOGN OG FJORDANE	42,8	56,8
1500	306	29 772 935	4,79 %	4,57 %		MØRE OG ROMSDAL	43,8	56,2
1600	245	21 575 155	3,47 %	3,66 %		SØR-TRØNDELAG	41,1	56,2
1700	130	11 331 076	1,82 %	1,94 %		NORD-TRØNDELAG	40,6	55,4
1800	409	41 182 246	6,62 %	6,11 %		NORDLAND	47,3	56,3
1900	252	30 041 710	4,83 %	3,77 %		TROMS	48,6	55,8
2000	103	11 610 389	1,87 %	1,54 %		FINNMARK	46,1	56,6
2100	0	0	0,00 %	0,00 %		SVALBARD	0,0	0,0
Total:	6 692	622 053 907	100 %	100 %			42,9	56,3

Geographic distribution

Bilkreditt 7 DAC
Monthly Investor Report

9.b Geographical Distribution Graph

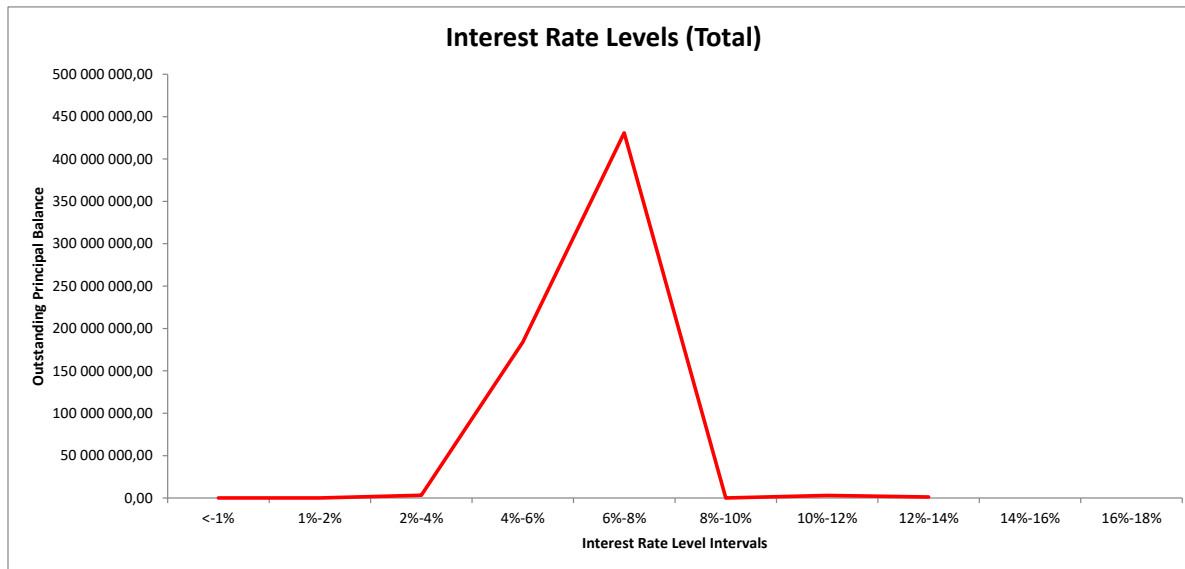
Reporting Date	31.12.2019
Payment date	27.12.2019
Period No	48
Monthly Period	Nov 2019
Interest Period	from 25.11.2019 to 27.12.2019 = 32 days



Bilkreditt 7 DAC
Monthly Investor Report

10.b Interest Rate

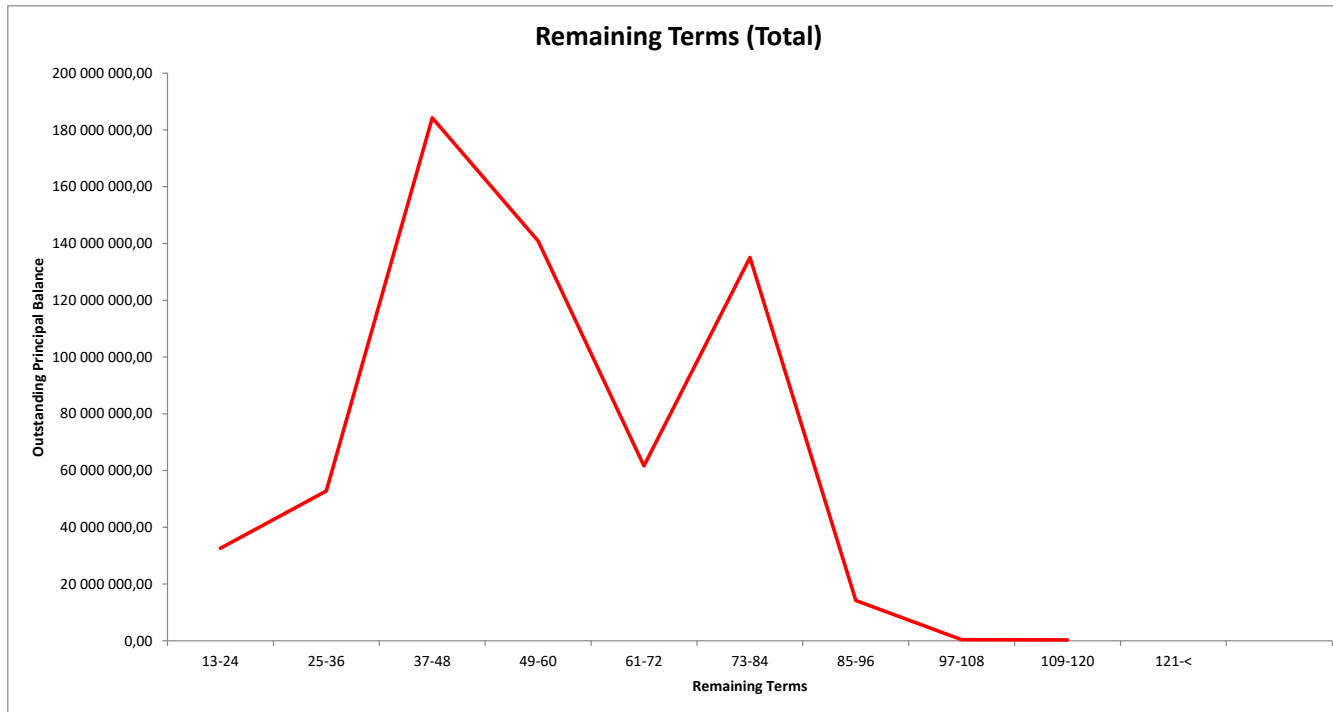
Reporting Date	31.12.2019	
Payment date	27.12.2019	
Period No	48	
Monthly Period	Nov 2019	
Interest Period	from	25.11.2019 to 27.12.2019 = 32 days



**Bilkreditt 7 DAC
Monthly Investor Report**

11.b Remaining Terms

Reporting Date	31.12.2019					
Payment date	27.12.2019					
Period No	48					
Monthly Period	Nov 2019					
Interest Period	from	25.11.2019	to	27.12.2019	=	32 days



**Bilkreditt 7 DAC
Monthly Investor Report**

12.a Seasoning



Reporting Date	31.12.2019				
Payment date	27.12.2019				
Period No	48				
Monthly Period	Nov 2019				
Interest Period	from	25.11.2019	to	27.12.2019	= 32 days

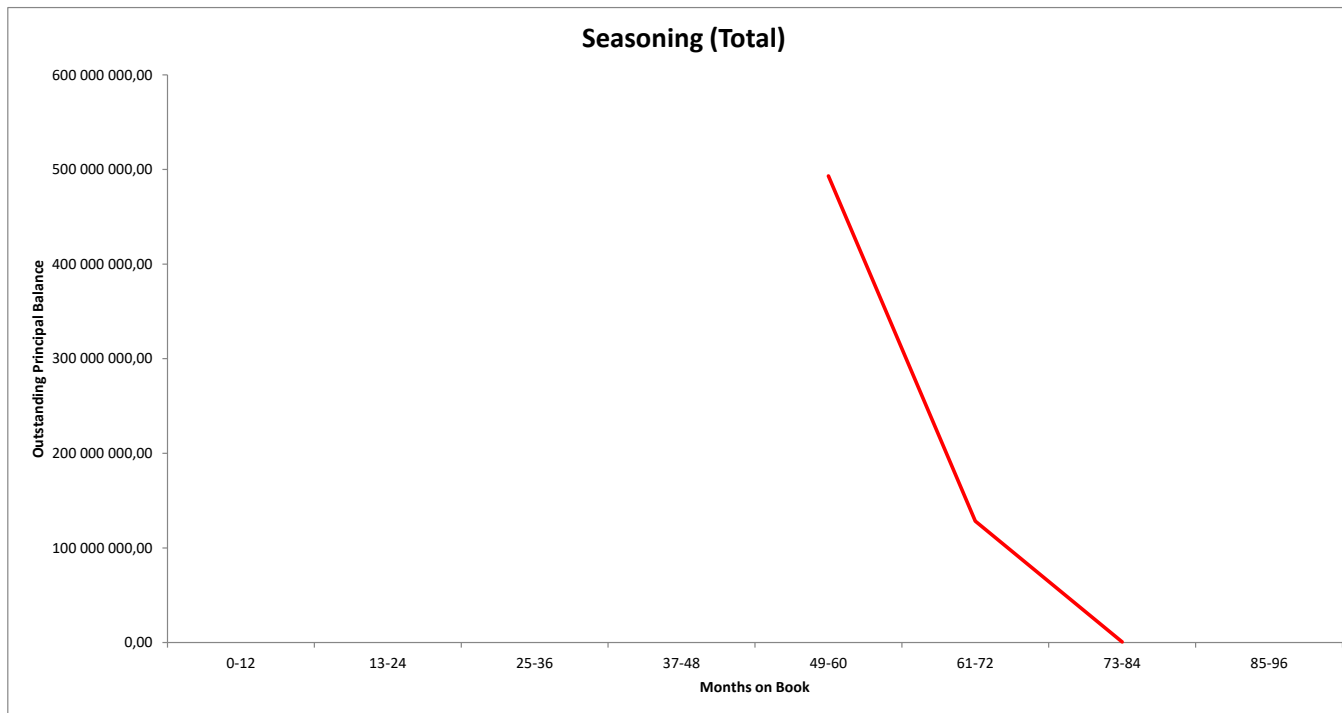
TOTAL								
Months on book	Min	Max	No	Outstanding balance	% of Outstanding balance	WA months to maturity	WA seasoning	
	0		12					
	13		24					
	25		36					
	37		48					
	49		60	5 316	493 169 200	79,28 %	43,6	54,7
	61		72	1 370	128 259 937	20,62 %	40	63
	73		84	6	624 770	0	43	75
	85		96					
	Total			6 692	622 053 907	100 %	42,88	56,35

**Bilkreditt 7 DAC
Monthly Investor Report**

12.b Seasoning



Reporting Date	31.12.2019	
Payment date	27.12.2019	
Period No	48	
Monthly Period	Nov 2019	
Interest Period	from	25.11.2019 to 27.12.2019 = 32 days



**Bilkreditt 7 DAC
Monthly Investor Report**

13.a Vehicle type



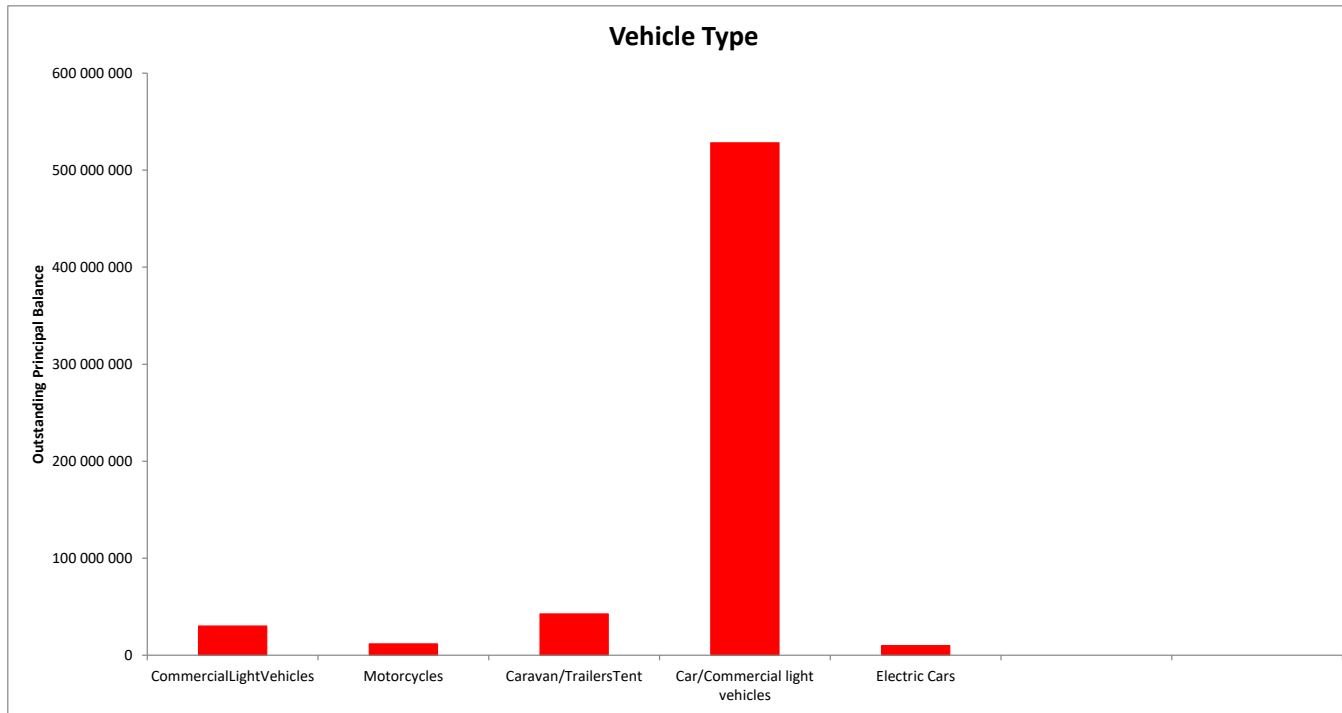
Reporting Date	31.12.2019	
Payment date	27.12.2019	
Period No	48	
Monthly Period	Nov 2019	
Interest Period	from 25.11.2019	to 27.12.2019 = 32 days

TOTAL						
Vehicle type	Min	No	Outstanding balance	% of Outstanding balance	WA months to maturity	WA seasoning
CommercialLightVehicles		433	30 029 270	4,83 %	33,3	56,7
Motorcycles		207	11 582 701	1,86 %	40,8	55,6
Caravan/TrailersTent		330	42 446 961	6,82 %	54,2	55,5
Car/Commercial light vehicles		5 623	528 189 711	84,91 %	42,5	56,4
Electric Cars		99	9 805 264	1,58 %	45,8	54,7
Total		6 692	622 053 907	100 %	42,9	56,3

**Bilkreditt 7 DAC
Monthly Investor Report**

13.b Vehicle type

Reporting Date	31.12.2019	
Payment date	27.12.2019	
Period No	48	
Monthly Period	Nov 2019	
Interest Period	from	25.11.2019 to 27.12.2019 = 32 days



Bilkreditt 7 DAC
Monthly Investor Report

14.a Hybrid loans



Reporting Date	31.12.2019				
Payment date	27.12.2019				
Period No	48				
Monthly Period	Nov 2019				
Interest Period	from	25.11.2019	to	27.12.2019	= 32 days

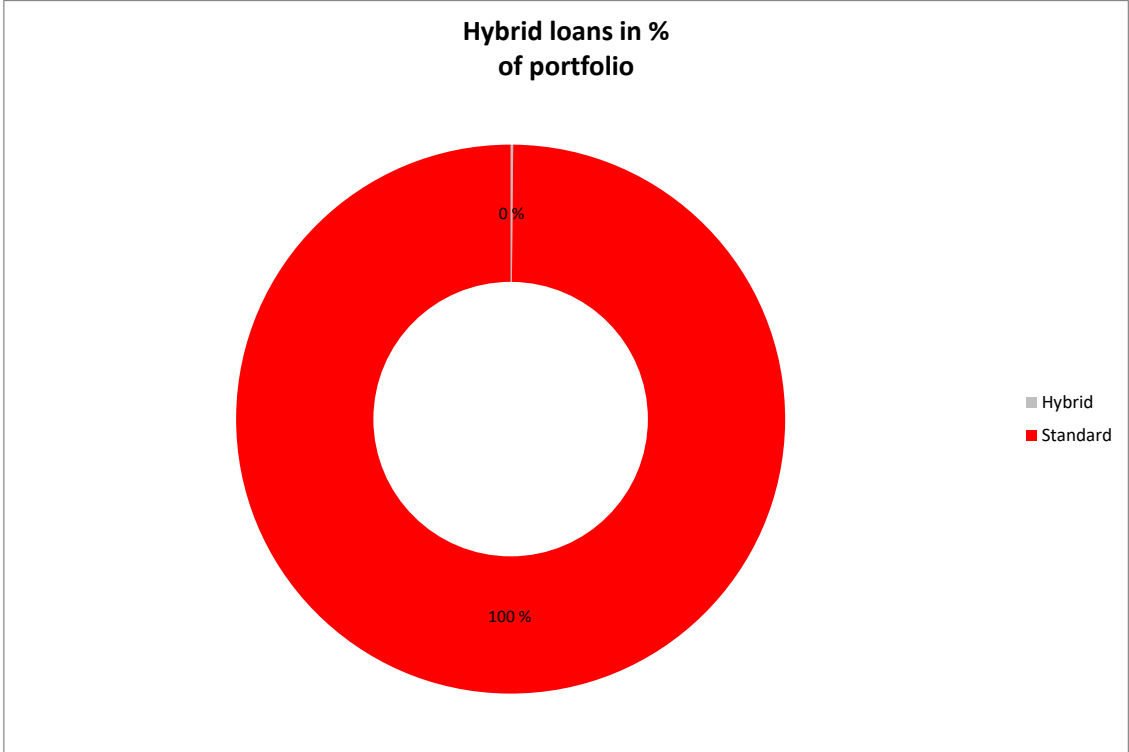
Hybrid loans in % of portfolio	TOTAL					
	Min	No	Outstanding balance	% of Outstanding Balance	WA months to maturity	WA seasoning
Hybrid		5	935 750	0,15 %	4,1	61,6
Standard		6 687	621 118 157	99,85 %	42,9	56,3
Total		6 692	622 053 907	100 %	42,9	56,3

Bilkreditt 7 DAC
Monthly Investor Report

14.b Hybrid loans



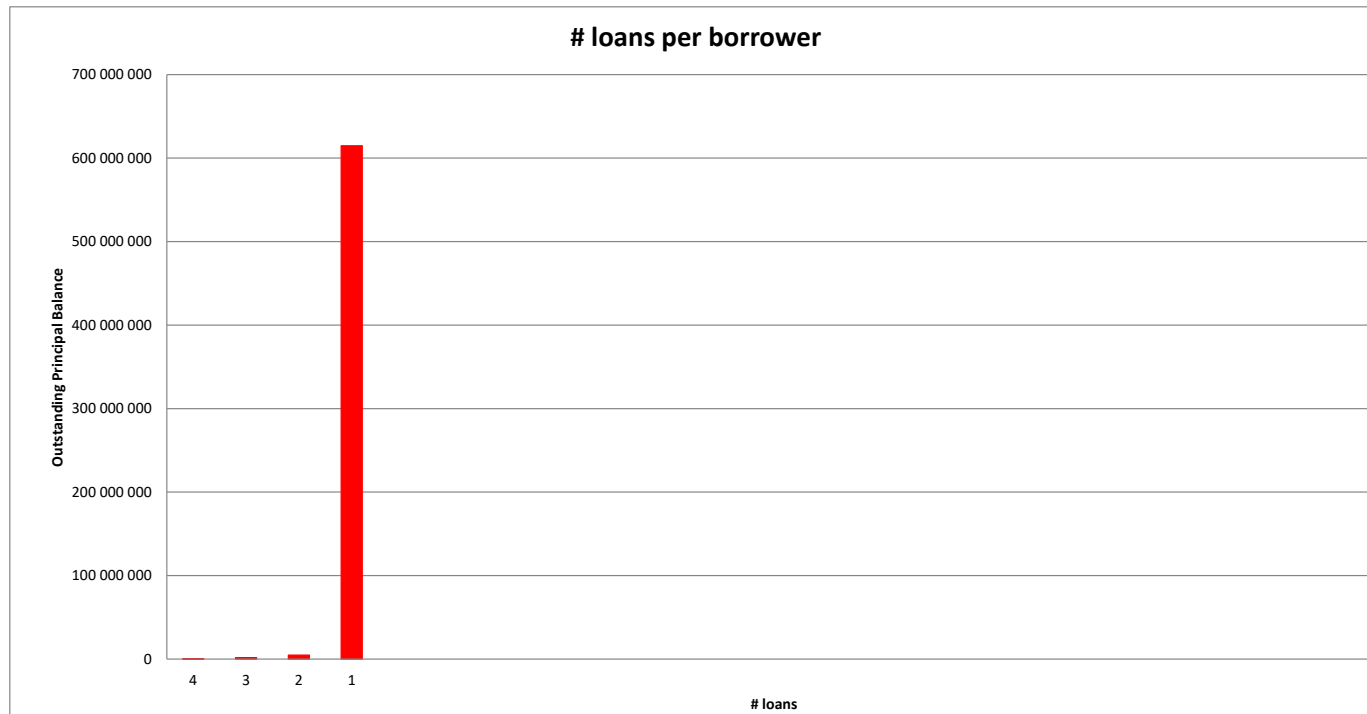
Reporting Date	31.12.2019	
Payment date	27.12.2019	
Period No	48	
Monthly Period	Nov 2019	
Interest Period	from	25.11.2019 to 27.12.2019 = 32 days



Bilkreditt 7 DAC
Monthly Investor Report

15.b # loans per borrower

Reporting Date	31.12.2019	
Payment date	27.12.2019	
Period No	48	
Monthly Period	Nov 2019	
Interest Period	from	25.11.2019 to 27.12.2019 = 32 days



**Bilkreditt 7 DAC
Monthly Investor Report**

16.a Amortization Profile



Reporting Date	31.12.2019	
Payment date	27.12.2019	
Period No	48	
Monthly Period	Nov 2019	
Interest Period	from 25.11.2019	to 27.12.2019 = 32 days

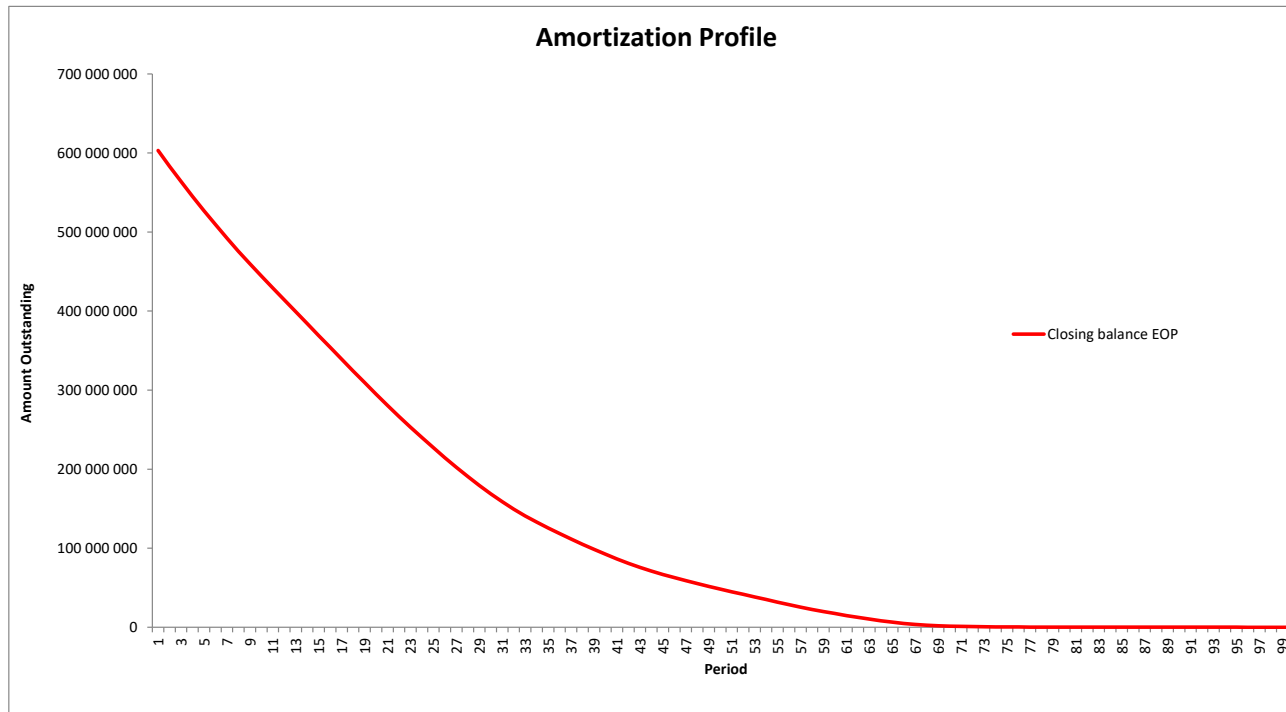
Amortization profile (first 20 periods)	TOTAL						
	Period	Opening balance	Closing balance	Amortization	Interest	Yield	Percentage
1	622 053 907	603 172 451	18 881 456	3 436 001	6,63 %	96,96 %	
2	603 172 451	583 104 333	20 068 118	3 333 402	6,63 %	93,74 %	
3	583 104 333	563 970 984	19 133 349	3 224 583	6,64 %	90,66 %	
4	563 970 984	545 082 529	18 888 455	3 117 321	6,63 %	87,63 %	
5	545 082 529	527 066 845	18 015 684	3 015 081	6,64 %	84,73 %	
6	527 066 845	509 536 646	17 530 199	2 914 927	6,64 %	81,91 %	
7	509 536 646	492 250 456	17 286 190	2 816 719	6,63 %	79,13 %	
8	492 250 456	475 737 686	16 512 770	2 721 873	6,64 %	76,48 %	
9	475 737 686	459 779 570	15 958 115	2 629 864	6,63 %	73,91 %	
10	459 779 570	444 418 517	15 361 054	2 541 074	6,63 %	71,44 %	
11	444 418 517	429 226 172	15 192 345	2 455 797	6,63 %	69,00 %	
12	429 226 172	414 125 908	15 100 264	2 371 280	6,63 %	66,57 %	
13	414 125 908	399 073 707	15 052 200	2 287 237	6,63 %	64,15 %	
14	399 073 707	384 065 756	15 007 952	2 203 465	6,63 %	61,74 %	
15	384 065 756	369 078 915	14 986 841	2 120 046	6,62 %	59,33 %	
16	369 078 915	354 134 646	14 944 269	2 036 674	6,62 %	56,93 %	
17	354 134 646	339 215 791	14 918 855	1 953 539	6,62 %	54,53 %	
18	339 215 791	324 361 265	14 854 526	1 870 542	6,62 %	52,14 %	
19	324 361 265	309 607 090	14 754 175	1 787 872	6,61 %	49,77 %	
20	309 607 090	294 941 762	14 665 328	1 705 749	6,61 %	47,41 %	

Santander Consumer Bank AS
Strandveien 18
PO Box 177
N-1325 Lysaker
Tel.: +47 21 08 30 00
Fax.: +47 21 08 33 68

**Bilkreditt 7 DAC
Monthly Investor Report**

16.b Amortization Profile

Reporting Date	31.12.2019	
Payment date	27.12.2019	
Period No	48	
Monthly Period	Nov 2019	
Interest Period	from	25.11.2019 to 27.12.2019 = 32 days



**Bilkreditt 7 DAC
Monthly Investor Report**

17.a Payment Holidays



Reporting Date	31.12.2019	
Payment date	27.12.2019	
Period No	48	
Monthly Period	Nov 2019	
Interest Period	from 25.11.2019	to 27.12.2019 = 32 days

TOTAL			
Period	No	Number of periods granted	Sum of payments
201511	328	477	1 712 786
201512	298	394	1 305 500
201601	264	414	1 423 622
201602	318	491	1 717 155
201603	396	556	1 890 889
201604	312	477	1 726 093
201605	276	422	1 588 733
201606	297	471	2 139 636
201607	280	412	2 563 543
201608	267	397	1 502 597
201609	223	341	1 217 896
201610	260	409	1 552 839
201611	318	440	1 647 466
201612	284	369	1 355 786
201701	231	362	1 327 752
201702	257	382	1 456 233
201703	330	467	1 680 875
201704	178	284	1 007 356
201705	215	344	1 450 459
201706	207	354	1 448 400
201707	229	320	1 266 895
201708	206	314	1 120 890
201709	148	229	912 620
201710	184	314	1 163 586
201711	274	401	1 513 835
201712	206	264	1 056 646
201801	212	317	1 096 591
201802	137	196	729 413
201803	192	278	969 917
201804	172	262	967 177
201805	141	213	805 638
201806	191	314	1 223 056
201807	160	248	943 631
201808	143	220	825 126
201809	139	218	834 449
201810	182	319	1 169 746
201811	229	345	1 254 851
201812	171	247	796 736
201901	163	248	906 245
201902	160	260	943 788
201903	143	225	841 875
201904	150	217	792 025
201905	113	178	673 869
201906	111	182	725 710
201907	113	169	646 761
201908	112	177	635 135
201909	120	172	667 073
201910	134	222	828 706
201911	156	244	865 540
Total	10 330	15 576	58 893 145

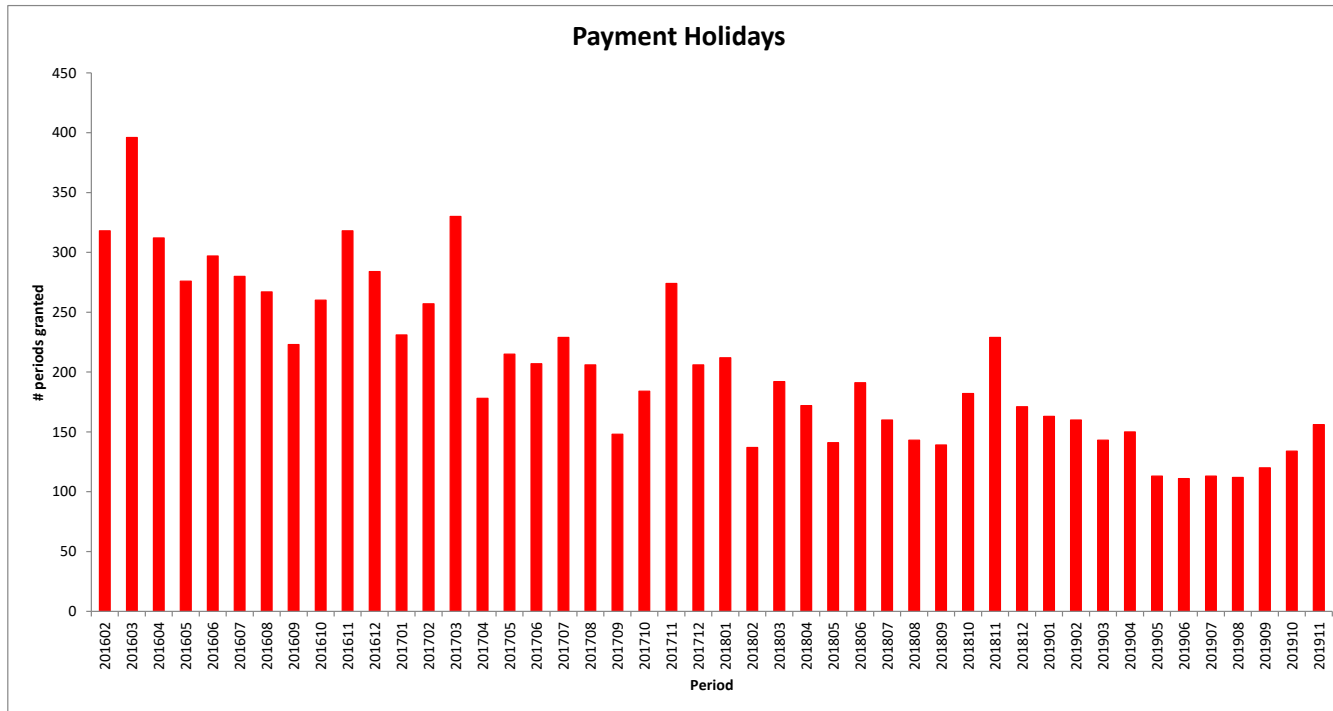
Payment Holiday

Bilkreditt 7 DAC
Monthly Investor Report

17.b Payment Holidays



Reporting Date	31.12.2019				
Payment date	27.12.2019				
Period No	48				
Monthly Period	Nov 2019				
Interest Period	from	25.11.2019	to	27.12.2019	= 32 days



**Bilkreditt 7 DAC
Monthly Investor Report**

18.a Payment Holidays >31dpd



Reporting Date	31.12.2019	
Payment date	27.12.2019	
Period No	48	
Monthly Period	Nov 2019	
Interest Period	from 25.11.2019	to 27.12.2019 = 32 days

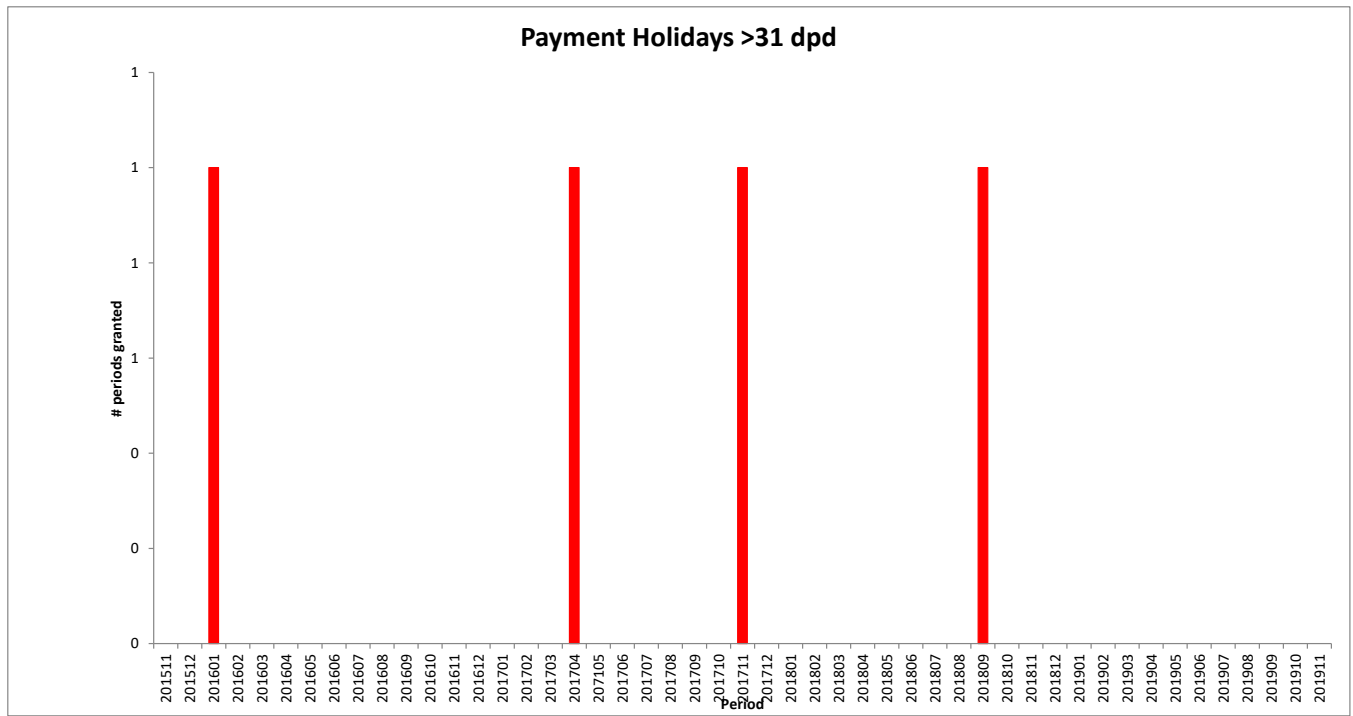
TOTAL			
Period	No	Number of periods granted	Sum of payments
201511	0	0	0
201512	0	0	0
201601	1	1	1 929
201602	0	0	0
201603	0	0	0
201604	0	0	0
201605	0	0	0
201606	0	0	0
201607	0	0	0
201608	0	0	0
201609	0	0	0
201610	0	0	0
201611	0	0	0
201612	0	0	0
201701	0	0	0
201702	0	0	0
201703	0	0	0
201704	1	1	1 776
201705	0	0	0
201706	0	0	0
201707	0	0	0
201708	0	0	0
201709	0	0	0
201710	0	0	0
201711	1	1	3 097
201712	0	0	0
201801	0	0	0
201802	0	0	0
201803	0	0	0
201804	0	0	0
201805	0	0	0
201806	0	0	0
201807	0	0	0
201808	0	0	0
201809	1	1	3 456
201810	0	0	0
201811	0	0	0
201812	0	0	0
201901	0	0	0
201902	0	0	0
201903	0	0	0
201904	0	0	0
201905	0	0	0
201906	0	0	0
201907	0	0	0
201908	0	0	0
201909	0	0	0
201910	0	0	0
201911	0	0	0
Total	4	4	10 258

Payment Holiday

Bilkreditt 7 DAC
Monthly Investor Report

18.b Payment Holidays >31 dpd

Reporting Date	31.12.2019				
Payment date	27.12.2019				
Period No	48				
Monthly Period	Nov 2019				
Interest Period	from	25.11.2019	to	27.12.2019	= 32 days



Bilkreditt 7 DAC
Monthly Investor Report

19.a Dynamic Interest rate



Reporting Date	31.12.2019
Payment date	27.12.2019
Period No	48
Monthly Period	Nov 2019
Interest Period	from 25.11.2019 to 27.12.2019 = 32 days

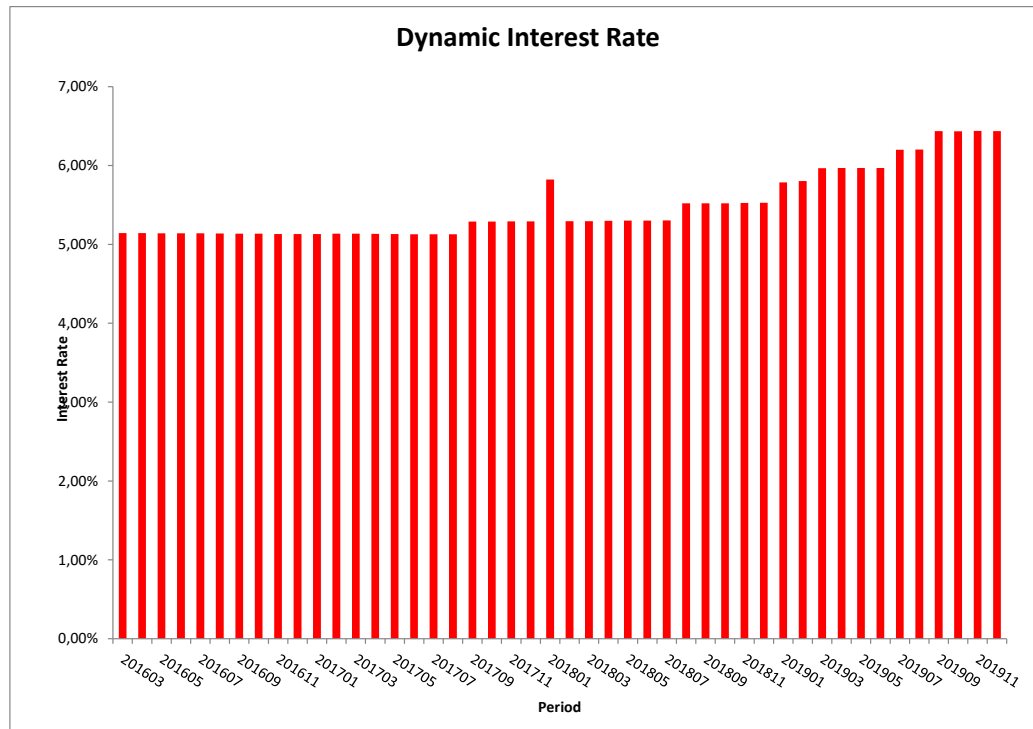
TOTAL		
Period	Closing balance	WA Interest rate
201512	4 961 729 485	5,15 %
201601	4 824 877 226	5,15 %
201602	4 677 232 996	5,14 %
201603	4 524 706 931	5,14 %
201604	4 367 347 791	5,14 %
201605	4 218 125 879	5,14 %
201606	4 051 770 340	5,14 %
201607	3 914 038 749	5,14 %
201608	3 768 451 252	5,14 %
201609	3 628 974 674	5,14 %
201610	3 500 830 886	5,13 %
201611	3 367 793 358	5,13 %
201612	3 252 814 674	5,13 %
201701	3 140 559 658	5,14 %
201702	3 027 367 407	5,13 %
201703	2 907 719 810	5,13 %
201704	2 807 839 654	5,13 %
201705	2 694 469 911	5,13 %
201706	2 575 492 819	5,13 %
201707	2 461 447 678	5,13 %
201708	2 355 663 434	5,29 %
201709	2 261 086 429	5,29 %
201710	2 158 188 957	5,29 %
201711	2 056 184 627	5,29 %
201712	1 994 373 631	5,82 %
201801	1 917 048 682	5,29 %
201802	1 839 037 050	5,29 %
201803	1 763 332 181	5,30 %
201804	1 688 809 450	5,30 %
201805	1 603 458 965	5,30 %
201806	1 514 136 816	5,30 %
201807	1 440 953 936	5,52 %
201808	1 376 072 177	5,52 %
201809	1 312 833 463	5,52 %
201810	1 241 300 183	5,53 %
201811	1 179 247 932	5,53 %
201812	1 122 239 351	5,79 %
201901	1 069 048 994	5,80 %
201902	1 020 994 626	5,97 %
201903	968 372 407	5,97 %
201904	919 566 417	5,97 %
201905	868 489 258	5,97 %
201906	821 589 337	6,20 %
201907	769 838 252	6,20 %
201908	732 208 272	6,44 %
201909	694 397 662	6,43 %
201910	655 392 173	6,44 %
201911	622 053 907	6,44 %

Interest rate evolution

Bilkreditt 7 DAC
Monthly Investor Report

19.b Dynamic Interest Rate

Reporting Date	31.12.2019		
Payment date	27.12.2019		
Period No	48		
Monthly Period	Nov 2019		
Interest Period	from	25.11.2019	to 27.12.2019 = 32 days



**Bilkreditt 7 DAC
Monthly Investor Report**

20.a Borrower Type



Reporting Date	31.12.2019
Payment date	27.12.2019
Period No	48
Monthly Period	Nov 2019
Interest Period	from 25.11.2019 to 27.12.2019 = 32 days

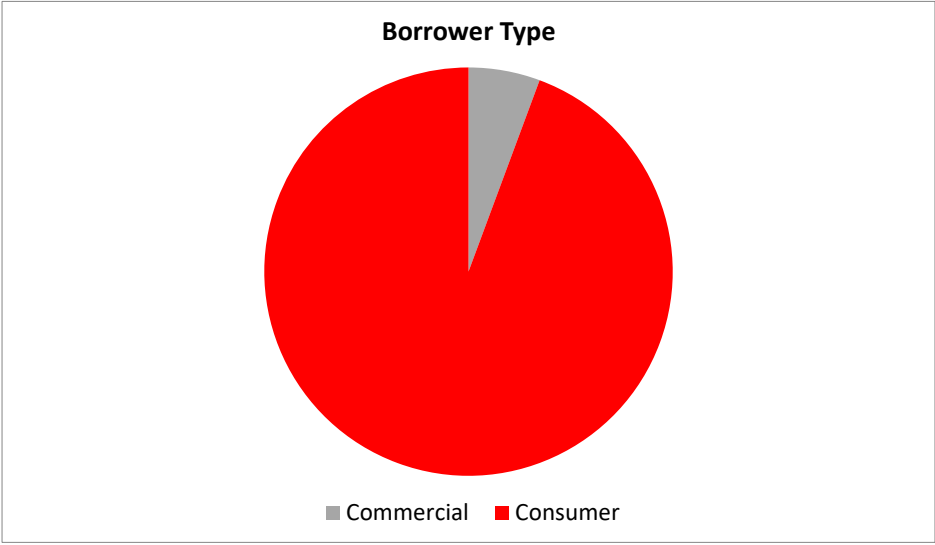
Borrower Type	TOTAL					
	Borrower type	No	Outstanding balance	%	WA months to maturity	WA seasoning
	Commercial	425	35 234 166	5,66 %	32,60	55,89
	Consumer	6 267	586 819 741	94,34 %	43,50	56,37
	Total	6 692	622 053 907	100,00 %	42,88	56,35

Bilkreditt 7 DAC
Monthly Investor Report

20.b Borrower Type



Reporting Date		31.12.2019		
Payment date		27.12.2019		
Period No		48		
Monthly Period		Nov 2019		
Interest Period	from	25.11.2019	to	27.12.2019 = 32 days



**Bilkreditt 7 DAC
Monthly Investor Report**

21.a Vehicle Condition



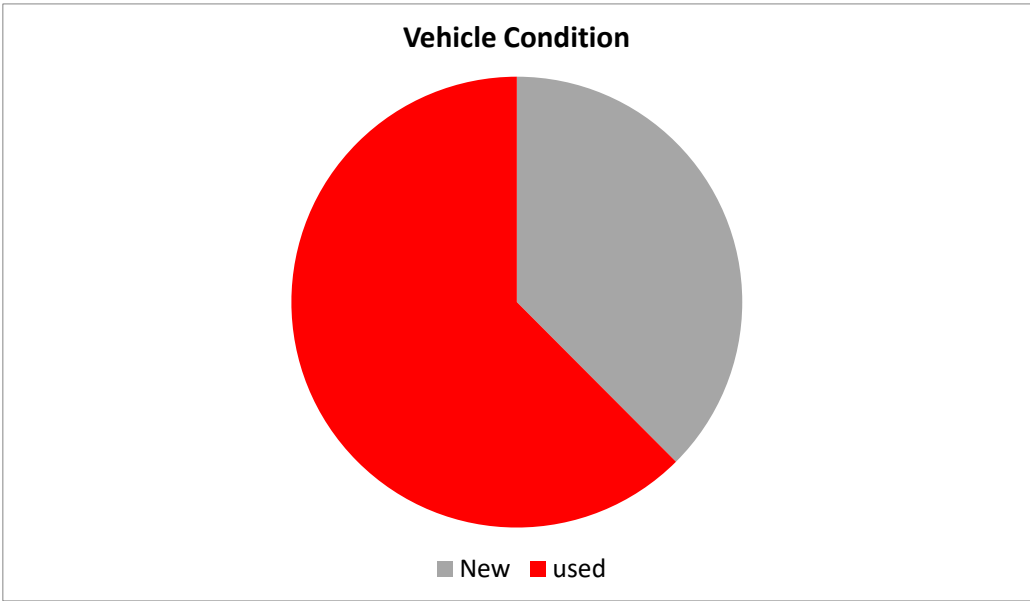
Reporting Date	31.12.2019
Payment date	27.12.2019
Period No	48
Monthly Period	Nov 2019
Interest Period	from 25.11.2019 to 27.12.2019 = 32 days

Vehicle condition	TOTAL					
	Vehicle condition	No	Outstanding balance	%	WA months to maturity	WA seasoning
	New	2 048	233 413 942	37,52 %	45,3	56,3
	used	4 644	388 639 965	62,48 %	41,4	56,4
		6 692	622 053 907	100 %	42,9	56,3

Bilkreditt 7 DAC
Monthly Investor Report

21.b Vehicle Condition

Reporting Date	31.12.2019		
Payment date	27.12.2019		
Period No	48		
Monthly Period	Nov 2019		
Interest Period	from	25.11.2019	to 27.12.2019 = 32 days



**Bilkreditt 7 DAC
Monthly Investor Report**

22.a Downpayment



Reporting Date	31.12.2019	
Payment date	27.12.2019	
Period No	48	
Monthly Period	Nov 2019	
Interest Period	from 25.11.2019	to 27.12.2019 = 32 days

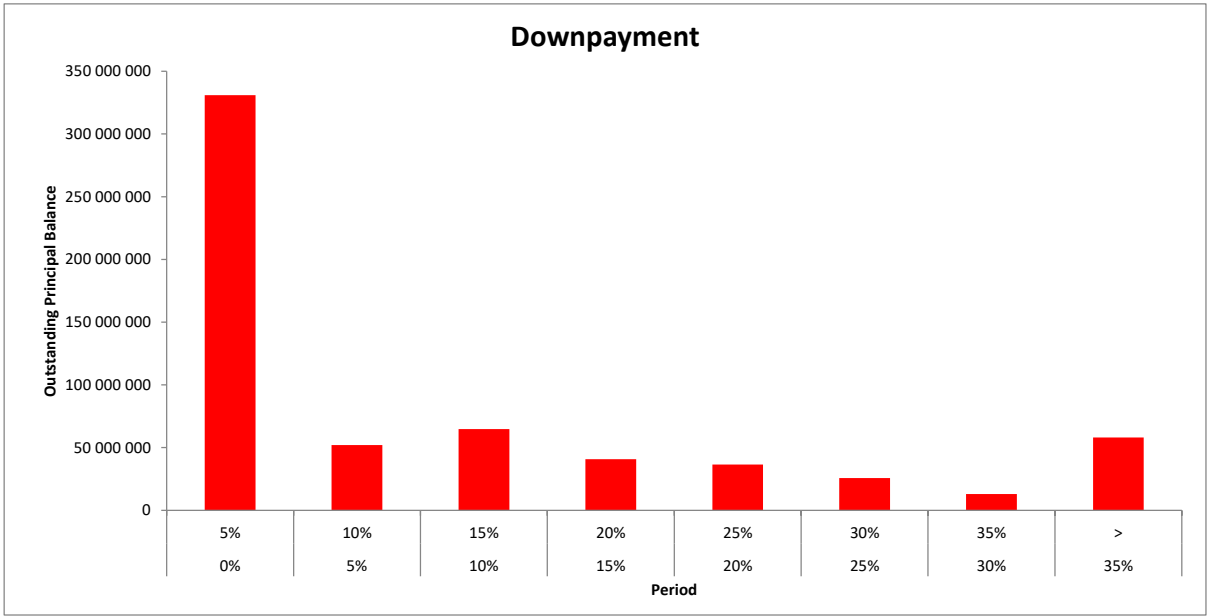
TOTAL							
Downpayment %	Min (>=)	Max (<)	No	Outstanding balance	%	WA months to maturity	WA seasoning
	0 %	5 %	3 295	331 021 518	53,21 %	42,9	56,4
	5 %	10 %	460	52 095 339	8,37 %	43,4	56,6
	10 %	15 %	632	64 828 851	10,42 %	46,0	56,8
	15 %	20 %	417	40 702 513	6,54 %	42,5	56,4
	20 %	25 %	418	36 534 380	5,87 %	43,8	55,9
	25 %	30 %	290	25 750 974	4,14 %	45,5	55,8
	30 %	35 %	167	12 965 485	2,08 %	41,7	56,2
	35 %	>	1 013	58 154 847	9,35 %	37,6	55,8
	Total		6 692	622 053 907	100 %	42,9	56,3

Bilkreditt 7 DAC
Monthly Investor Report

22.b Downpayment



Reporting Date	31.12.2019		
Payment date	27.12.2019		
Period No	48		
Monthly Period	Nov 2019		
Interest Period	from	25.11.2019	to 27.12.2019 = 32 days



**Bilkreditt 7 DAC
Monthly Investor Report**

23.a Repayment Type



Reporting Date	31.12.2019	
Payment date	27.12.2019	
Period No	48	
Monthly Period	Nov 2019	
Interest Period	from	25.11.2019 to 27.12.2019 = 32 days

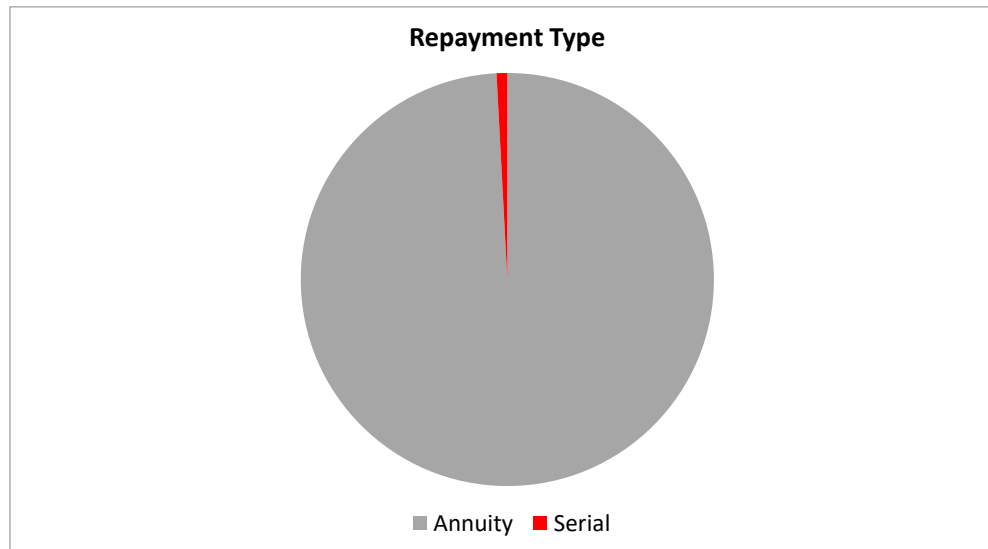
Repayment Type	TOTAL					
	Repayment Type	No	Outstanding balance	%	WA months to maturity	WA seasoning
	Annuity	6 643	616 843 771	99,16 %	42,9	56,3
	Serial	49	5 210 136	0,84 %	35,3	57,2
		6 692	622 053 907	100 %	42,9	56,3

**Bilkreditt 7 DAC
Monthly Investor Report**

23.b Repayment Type



Reporting Date		31.12.2019	
Payment date		27.12.2019	
Period No		48	
Monthly Period		Nov 2019	
Interest Period	from	25.11.2019	to 27.12.2019 = 32 days



Bilkreditt 7 DAC
Monthly Investor Report

24.a Dynamic Pre-Payments



Reporting Date 31.12.2019
 Payment date 27.12.2019
 Period No 48
 Monthly Period Nov 2019
 Interest Period from 25.11.2019 to 27.12.2019 = 32 days

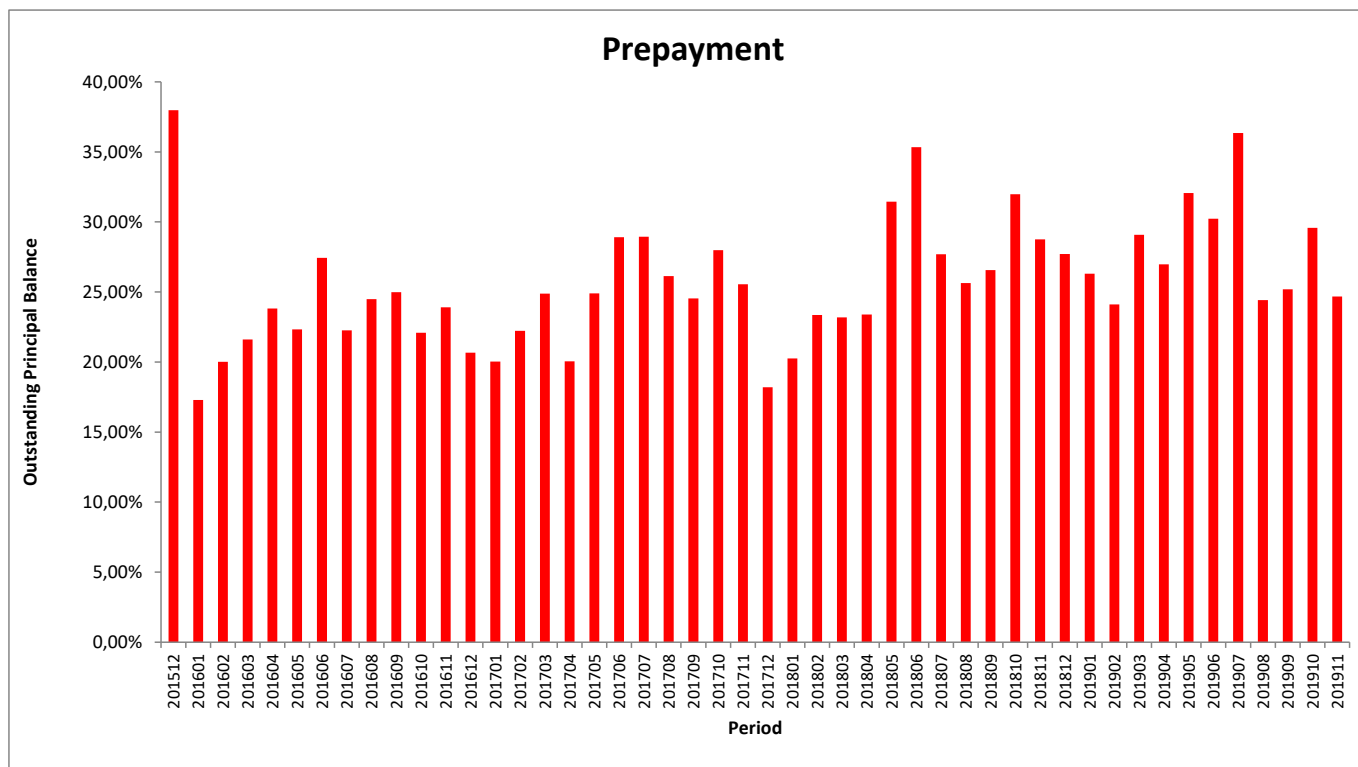
TOTAL			
Period	Sum of Pre-Payments	Closing Balance	CPR Annual
201512	193 588 505	4 961 729 485	38,0 %
201601	75 756 641	4 824 877 226	17,3 %
201602	86 265 020	4 677 232 996	20,0 %
201603	90 894 870	4 524 706 931	21,6 %
201604	97 939 137	4 367 347 791	23,8 %
201605	87 937 117	4 218 125 879	22,3 %
201606	106 882 573	4 051 770 340	27,4 %
201607	81 270 623	3 914 038 749	22,3 %
201608	87 192 672	3 768 451 252	24,5 %
201609	85 904 012	3 628 974 674	25,0 %
201610	72 070 991	3 500 830 886	22,1 %
201611	75 820 194	3 367 793 358	23,9 %
201612	62 146 842	3 252 814 674	20,7 %
201701	57 980 182	3 140 559 658	20,0 %
201702	62 780 503	3 027 367 407	22,2 %
201703	68 499 092	2 907 719 819	24,9 %
201704	51 889 013	2 807 839 654	20,1 %
201705	63 552 919	2 694 469 911	24,9 %
201706	72 215 970	2 575 492 819	28,9 %
201707	69 083 294	2 461 447 678	28,9 %
201708	58 709 478	2 355 663 434	26,1 %
201709	52 458 623	2 261 086 429	24,5 %
201710	58 254 835	2 158 188 957	28,0 %
201711	50 183 025	2 066 184 627	25,6 %
201712	33 097 743	1 994 371 631	18,2 %
201801	35 822 427	1 917 048 682	20,3 %
201802	40 323 915	1 839 037 050	23,4 %
201803	38 345 727	1 763 332 181	23,2 %
201804	37 076 394	1 688 809 450	23,4 %
201805	49 654 383	1 603 458 965	31,4 %
201806	54 021 570	1 514 136 816	35,3 %
201807	38 409 381	1 440 953 936	27,7 %
201808	33 548 432	1 376 072 177	25,6 %
201809	33 343 303	1 312 833 463	26,6 %
201810	39 233 092	1 241 300 183	32,0 %
201811	32 847 038	1 179 247 932	28,8 %
201812	29 939 668	1 122 239 351	27,7 %
201901	26 848 443	1 069 048 993	26,3 %
201902	23 212 706	1 020 994 626	24,1 %
201903	27 346 528	968 372 407	29,1 %
201904	23 776 159	919 566 417	27,0 %
201905	27 541 628	868 489 258	32,1 %
201906	24 280 842	821 589 337	30,2 %
201907	28 435 456	769 838 252	36,3 %
201908	16 884 550	732 208 272	24,4 %
201909	16 595 890	694 397 662	25,2 %
201910	18 877 967	655 392 173	29,6 %
201911	14 518 196	622 053 907	24,7 %

Pre-Payments

**Bilkreditt 7 DAC
Monthly Investor Report**

24.b Dynamic Pre-Payments

Reporting Date	31.12.2019		
Payment date	27.12.2019		
Period No	48		
Monthly Period	Nov 2019		
Interest Period	from	25.11.2019	to 27.12.2019 = 32 days



25. Defaults, Recoveries and Losses by Quarter of Default

Reporting Date 31.12.2019
Payment date 27.12.2019
Period No 48
Monthly Period Nov 2019
Interest Period from 25.11.2019 to 27.12.2019 = 32 days



Default Quarter	Default Amount	Recovery Quarter	No Of Loans	2016 1			2016 2			2016 3			2016 4		
				Recoveries	Cum. Recoveries	Loss	Recoveries	Cum. Recoveries	Loss	Recoveries	Cum. Recoveries	Loss	Recoveries	Cum. Recoveries	Loss
20161	116 009	2	0	44 073	71 936	0	44 073	71 936	0	44 073	71 936	0	44 073	71 936	
20162	3 781 365	25	243 569	1 541 404	2 239 961	328 660	1 870 064	1 911 391	130 223	2 000 287	1 781 078	330	2 000 617	1 780 748	
20163	2 241 179	25	73 113	618 195	1 622 884	162 454	780 649	1 460 530	32 045	812 694	1 428 485	173 197	985 891	1 255 288	
20164	9 484 344	55	2 214 987	2 887 137	6 597 207	1 622 845	4 509 982	4 974 362	347 531	4 857 513	4 626 831	344 528	5 202 041	4 282 303	
20171	7 220 771	56	330 667	330 667	6 890 104	1 251 392	1 682 099	5 638 712	901 297	2 483 316	4 737 455	287 323	2 770 638	4 450 132	
20172	5 898 456	56			1 470 076	1 470 076	4 378 373	328 244	1 817 232	4 041 134	385 024	2 202 309	3 616 152		
20173	5 993 301	42						1 173 893	1 173 893	4 819 408	504 407	1 679 300	4 315 001		
20174	6 146 738	52								395 080	395 080	5 715 653			
20181	4 931 657	56													
20182	5 685 596	54													
20183	5 714 127	59													
20184	6 046 863	49													
20191	2 102 137	34													
20192	2 416 658	33													
2019 3	3 393 803	38													
2019 4	2 056 246	22													

Default Quarter	Default Amount	Recovery Quarter	No Of Loans	2017 1			2017 2			2017 3			2017 4		
				Recoveries	Cum. Recoveries	Loss	Recoveries	Cum. Recoveries	Loss	Recoveries	Cum. Recoveries	Loss	Recoveries	Cum. Recoveries	Loss
20161	116 009	2	0	44 073	71 936	0	44 073	71 936	0	44 073	71 936	0	44 073	71 936	
20162	3 781 365	25	243 569	1 541 404	2 239 961	328 660	1 870 064	1 911 391	130 223	2 000 287	1 781 078	330	2 000 617	1 780 748	
20163	2 241 179	25	73 113	618 195	1 622 884	162 454	780 649	1 460 530	32 045	812 694	1 428 485	173 197	985 891	1 255 288	
20164	9 484 344	55	2 214 987	2 887 137	6 597 207	1 622 845	4 509 982	4 974 362	347 531	4 857 513	4 626 831	344 528	5 202 041	4 282 303	
20171	7 220 771	56	330 667	330 667	6 890 104	1 251 392	1 682 099	5 638 712	901 297	2 483 316	4 737 455	287 323	2 770 638	4 450 132	
20172	5 898 456	56			1 470 076	1 470 076	4 378 373	328 244	1 817 232	4 041 134	385 024	2 202 309	3 616 152		
20173	5 993 301	42						1 173 893	1 173 893	4 819 408	504 407	1 679 300	4 315 001		
20174	6 146 738	52								395 080	395 080	5 715 653			
20181	4 931 657	56													
20182	5 685 596	54													
20183	5 714 127	59													
20184	6 046 863	49													
20191	2 102 137	34													
20192	2 416 658	33													
2019 3	3 393 803	38													
2019 4	2 056 246	22													

Default Quarter	Default Amount	Recovery Quarter	No Of Loans	2018 1			2018 2			2018 3			2018 4		
				Recoveries	Cum. Recoveries	Loss	Recoveries	Cum. Recoveries	Loss	Recoveries	Cum. Recoveries	Loss	Recoveries	Cum. Recoveries	Loss
20161	116 009	2	0	44 073	71 936	0	44 073	71 936	0	44 073	71 936	0	44 073	71 936	
20162	3 781 365	25	0	2 009 077	782 748	6 955	2 007 372	1 733 293	8 547	2 012 218	1 761 448	74 367	2 091 586	1 689 729	
20163	2 241 179	25	43 596	5 029 487	1 211 692	17 654	1 047 151	1 194 028	65 428	1 102 579	1 138 620	110 773	1 213 352	1 027 827	
20164	9 484 344	55	19 628	5 221 669	4 262 675	49 141	5 270 810	4 213 534	350 916	5 621 726	3 862 616	555 412	6 177 138	3 307 206	
20171	7 220 771	56	290 079	3 060 718	4 160 053	189 147	3 249 865	3 970 306	174 431	3 424 296	3 796 475	680 662	4 104 958	3 115 813	
20172	5 898 456	56	113 698	2 315 937	3 542 519	322 267	2 638 204	3 220 252	73 737	2 711 941	3 146 515	816 552	3 928 443	2 331 013	
20173	5 993 301	42	200 073	1 976 373	4 114 508	285 610	2 162 983	3 829 318	19 361	2 183 344	3 820 957	501 648	2 684 605	3 328 360	
20174	6 146 738	52	1 790 433	2 185 513	3 961 225	495 418	2 680 931	3 465 807	90 932	2 771 863	3 374 875	870 278	3 642 141	2 504 597	
20181	4 931 657	56	95 224	5 955 224	4 836 433	473 441	5 688 665	4 362 992	252 904	6 211 569	4 110 088	1 224 032	2 045 601	2 886 056	
20182	5 685 596	54				503 489	503 489	5 182 017	503 638	1 062 127	4 623 379	1 232 429	2 284 506	3 390 360	
20183	5 714 127	59						665 165	665 165	5 048 962	932 944	1 598 129	4 116 014		
20184	6 046 863	49													
20191	2 102 137	34													
20192	2 416 658	33													
2019 3	3 393 803	38													
2019 4	2 056 246	22													

Default Quarter	Default Amount	Recovery Quarter	No Of Loans	2019 1			2019 2			2019 3			2019 4		
				Recoveries	Cum. Recoveries	Loss	Recoveries	Cum. Recoveries	Loss	Recoveries	Cum. Recoveries	Loss	Recoveries	Cum. Recoveries	Loss
20161	116 009	2	0	44 073	71 936	0	44 073	71 936	0	44 073	71 936	0	44 073	71 936	
20162	3 781 365	25	232 612	2 324 198	1 457 167	141 997	2 466 195	1 315 170	16 385	2 449 810	1 331 555	800	2 450 610	1 330 755	
20163	2 241 179	25	18 190	1 231 452	1 509 727	21 995	1 531 722	988 352	80 280	1 273 127	968 052	4 752	1 277 879	963 302	
20164	9 484 344	55	22 507	6 199 545	3 284 699	72 542	6 272 187	3 212 132	8 324	4 280 886	3 220 456	19 168	6 274 064	3 203 284	
20171	7 220 771	56	68 035	4 172 993	3 047 778	542 487	4 715 480	2 505 291	33 913	4 681 567	2 539 204	3 300	4 684 867	2 535 964	
20172	5 898 456	56	120 910	3 649 353	2 209 103	1 245 134	4 894 487	963 969	806 654	4 087 633	1 770 623	92 234	4 180 807	1 678 389	
20173	5 993 301	42	18 733	2 703 755	3 289 546	1 180 630	3 884 385	2 108 916	154 730	3 729 655	2 263 646	11 815	3 741 470	2 251 731	
20174	6 146 738	52	224 471	3 866 612	2 280 126	901 789	4 768 401	1 378 346	698 839	4 066 563	2 077 189	0	4 066 563	2 077 189	
20181	4 931 657	56	61 743	2 097 344	2 834 313	695 868	2 793 210	2 138 447	354 449	2 438 761	2 492 896	34 208	2 472 969	2 458 688	
20182	5 685 596	54	568 214	2 862 770	2 822 736	976 728	3 839 496	1 846 010	565 182	3 274 314	2 411 192	61 321	3 335 635	2 349 871	
20183	5 714 127	59	114 901	2 013 010	3 701 117	2 156 765	4 188 775	1 545 262	924 907	3 243 868	2 470 295	139 179	3 383 047	2 311 080	
20184	6 046 863	49	1 021 460	3 296 916	4 787 847	3 120 602	4 379 518	1 667 345	1 126 671	3 149 847	2 950 016	116 951	3 266 798	2 765 965	
20191	2 102 137	34	59 587	59 587	2 042 550	577 244	636 631	1 465 306	104 943	631 888	1 570 245	12 114	644 002	1 558 135	
20192	2 416 658	33				51 988	51 988	2 364 670	130 316	182 304	2 234 364	41 476	223 779	2 192 879	
2019 3	3 393 803	38							390 615	390 615	3 003 188	82 418	473 033	2 920 770	
2019 4	2 056 246	22										19 518	19 518	2 036 728	

Bilkreditt 7 DAC
Monthly Investor Report

26. Delinquency

Reporting Date	31.12.2019
Payment date	27.12.2019
Period No	48
Monthly Period	Nov 2019
Interest Period	from 25.11.2019 to 27.12.2019 = 32 days



Year	Mth	Total outstanding	Accounts current	Balance current	Accounts 1-30	Balance 1-30	Accounts 30-60	Balance 30-60	Accounts 60-90	Balance 60-90	Accounts 90-120	Balance 90-120	Accounts 120-150	Balance 120-150	Accounts 150-180	Balance 150-180	New defaults Count	New defaults Balance
2015	12	4 961 729 485	24 099	4 700 936 780	1 098	226 270 383	136	29 455 590	27	5 066 732							0	0
	1	4 824 877 226	23 794	4 575 829 836	1 034	210 629 519	151	30 580 426	30	6 107 845	11	1 729 600					1	1 937
	2	4 677 232 996	23 288	4 417 051 439	1 105	218 237 203	153	29 391 060	48	9 854 484	14	2 177 384	5	521 426			0	0
	3	4 524 706 931	22 900	4 279 252 351	1 043	206 590 642	140	26 935 940	38	5 676 935	26	4 828 524	9	1 444 858	4	477 681	1	114 072
	4	4 367 347 791	22 429	4 117 906 506	1 021	208 772 723	140	26 417 237	38	6 799 700	16	2 419 817	20	3 586 950	9	1 444 858	3	351 002
	5	4 218 125 879	22 001	3 981 772 279	949	186 245 359	181	36 329 729	43	6 641 106	19	3 770 482	8	944 073	15	2 422 851	9	1 478 965
	6	4 051 770 340	21 751	3 876 870 489	716	137 504 851	109	24 186 373	48	8 896 096	15	1 583 965	12	1 982 158	7	746 408	13	1 951 398
	7	3 914 038 749	21 160	3 715 790 392	849	154 533 815	128	26 356 684	39	8 461 118	33	6 636 434	10	962 621	10	1 297 685	11	844 643
	8	3 768 451 252	20 704	3 582 250 550	794	144 777 644	129	21 739 491	42	8 522 391	23	5 806 122	23	4 640 990	7	714 064	10	966 445
	9	3 628 974 674	20 218	3 444 913 716	778	143 879 435	126	22 807 337	40	5 940 658	19	2 867 124	21	5 526 519	16	3 039 885	4	430 091
	10	3 500 830 886	19 738	3 309 934 149	834	156 162 224	113	18 257 057	43	6 861 534	23	3 772 624	14	1 845 461	13	3 997 837	17	2 741 005
	11	3 367 793 358	19 330	3 206 906 487	768	127 434 828	117	20 181 370	33	4 835 393	25	3 527 138	20	3 086 122	13	1 822 020	19	4 184 562
	12	3 252 814 674	18 951	3 091 388 914	789	130 610 052	111	16 782 660	32	5 728 234	18	3 040 644	19	2 675 195	18	2 588 975	19	2 558 777
2016	1	3 140 559 658	18 519	2 973 759 140	786	130 894 757	148	23 037 060	41	5 134 081	19	3 107 252	13	2 362 811	17	2 264 557	22	2 646 902
	2	3 027 367 407	18 207	2 872 692 927	745	119 144 490	124	21 835 234	45	6 530 640	27	3 577 686	13	1 725 127	11	1 861 303	17	2 214 075
	3	2 907 719 819	17 761	2 759 117 665	710	112 926 258	100	20 483 732	42	8 235 957	26	2 727 549	19	2 601 408	11	1 627 250	17	2 359 794
	4	2 807 839 654	17 290	2 646 053 435	784	123 551 363	147	21 700 376	57	9 302 807	21	4 183 101	16	1 531 684	14	1 516 888	18	2 984 562
	5	2 694 469 911	16 803	2 525 097 173	834	132 797 757	150	21 322 678	41	5 510 203	31	5 535 537	15	2 514 746	17	1 691 872	15	1 384 792
	6	2 575 492 819	16 589	2 446 750 743	619	100 436 759	110	16 362 338	39	5 617 654	15	1 857 580	18	2 783 939	10	1 683 536	17	1 489 102
	7	2 461 447 678	15 959	2 314 009 838	776	117 794 126	116	18 105 275	36	4 865 399	18	2 649 106	10	1 434 136	15	2 589 798	9	1 524 223
	8	2 355 663 434	15 573	2 226 311 138	640	99 958 827	141	19 133 933	27	3 437 730	24	3 360 035	14	2 106 892	8	1 354 879	23	2 875 609
	9	2 261 086 429	15 026	2 117 812 736	742	109 793 382	136	21 898 753	32	3 820 831	20	2 669 033	17	3 077 153	13	2 014 541	10	1 593 469
	10	2 158 188 957	14 605	2 034 279 463	690	96 080 365	112	14 523 700	40	6 265 455	22	1 548 502	15	2 262 291	16	3 229 181	14	1 688 990
	11	2 066 184 627	14 168	1 944 576 772	684	94 991 378	124	15 500 292	35	4 781 150	23	3 464 439	17	950 891	13	1 919 705	25	2 753 880
	12	1 994 371 631	13 755	1 854 323 777	751	109 082 946	142	19 268 974	41	6 028 636	17	2 167 830	20	2 553 256	15	946 212	13	1 703 868
2017	1	1 917 048 682	13 508	1 800 538 492	625	86 292 186	143	18 669 383	33	4 995 039	21	2 826 885	14	1 809 861	14	1 916 836	20	1 663 485
	2	1 839 037 050	13 137	1 723 031 397	616	83 505 441	150	21 534 366	47	5 498 189	17	2 062 744	15	1 926 712	12	1 478 201	18	1 929 305
	3	1 763 332 181	12 590	1 625 437 542	719	100 809 388	170	23 367 383	60	6 896 784	30	2 401 931	14	2 623 246	13	1 795 907	12	1 338 867
	4	1 688 809 450	12 275	1 561 294 119	683	94 772 231	140	18 193 468	51	6 753 683	35	3 707 132	22	2 017 363	11	2 071 454	17	2 188 094
	5	1 603 458 965	11 895	1 483 168 844	687	90 927 111	112	15 057 834	50	5 643 677	31	3 446 637	28	3 346 503	20	1 868 359	10	988 252
	6	1 514 136 816	11 596	1 426 069 699	506	64 376 210	88	12 496 205	30	3 911 924	29	2 215 367	24	2 804 728	19	2 262 683	27	2 509 160
	7	1 440 953 936	11 152	1 353 294 638	516	67 587 840	85	10 502 342	27	3 240 543	19	2 602 375	25	2 177 896	16	1 548 302	23	2 419 366
	8	1 376 072 177	10 732	1 289 823 300	526	64 073 300	84	11 291 250	31	3 507 695	21	2 793 171	20	2 787 476	21	1 795 980	17	1 600 513
	9	1 312 833 463	10 418	1 232 333 370	466	56 973 955	100	12 796 576	34	3 863 932	20	1 980 990	16	2 343 703	20	2 540 757	19	1 694 248
	10	1 241 300 183	10 044	1 161 900 993	486	59 595 337	76	10 401 815	31	4 217 298	14	1 462 977	11	1 384 039	19	2 337 724	19	2 671 236
	11	1 179 247 932	9 781	1 107 973 716	446	55 629 343	74	8 829 448	23	3 038 016	18	1 509 385	12	1 298 374	11	969 650	16	2 179 507
	12	1 122 239 351	9 423	1 040 768 272	513	64 269 127	85	10 595 688	25	2 544 884	18	2 185 948	13	1 089 012	8	786 420	14	1 196 120
2018	1	1 069 048 994	9 182	1 002 428 149	419	50 485 496	71	8 343 676	32	3 365 268	13	1 553 427	15	2 038 148	13	834 830	8	439 925
	2	1 020 994 626	8 948	958 341 255	391	47 594 899	68	8 790 527	25	1 844 158	18	2 236 945	12	1 116 548	12	1 070 294	12	737 178
	3	968 372 407	8 578	898 295 572	453	54 804 267	79	8 611 972	24	2 767 313	20	1 452 742	14	1 495 309	9	944 234	14	925 034
	4	919 566 417	8 283	849 041 507	471	54 998 966	74	9 076 686	32	2 742 780	18	1 954 130	12	869 527	9	982 821	15	1 293 838
	5	868 489 258	8 022	805 348 651	418	48 319 763	67	6 913 406	38	4 085 023	19	1 717 271	13	1 486 387	9	618 757	9	662 244
	6	821 589 337	7 829	774 861 747	317	33 254 774	58	6 052 787	30	2 651 980	23	2 344 438	14	1 230 080	9	1 193 531	9	460 576
	7	769 838 252	7 493	720 741 106	345	38 310 374	57	5 047 046	24	2 010 422	14	873 795	16	1 868 284	11	987 225	11	1 102 467
	8	732 208 272	7 150	679 196 485	365	39 993 175	62	7 710 145	22	1 615 469	16	1 660 448	10	972 995	8	1 119 555	14	553 417
	9	694 397 662	6 752	634 993 666	429	46 256 764	60	6 816 482	24	2 589 153	18	1 467 371	14	1 457 043	8	817 183	13	1 737 919
	10	655 392 173	6 482	604 889 532	362	37 435 747	64	7 083 675	28	2 328 832	18	1 305 936	14	978 873	13	1 369 578	8	686 553
	11	622 053 907	6 193	572 362 398	360	36 247 052	83	8 786 116	20	1 774 845	18	1 401 731	6	657 722	12	824 043	14	1 369 693
	12																	

Bilcreditt 7 DAC
Monthly Investor Report

27. Priority of Payments

Reporting Date	31.12.2019
Payment date	27.12.2019
Period No	48
Monthly Period	Nov 2019
Interest Period	from 25.11.2019 to 27.12.2019 = 32 days



Priority of Payments

Available Distribution Amount	+	51 425 464,84 NOK	0,00 EUR
Senior Expenses	-	259 189,13 NOK	
Class A Notes Interest	-	0,00 NOK	0,00 EUR
Class B Notes Interest (prior to Principal Deficiency Trigger Event)	-	931 702,00 NOK	
Liquidity Reserve	-	10 044 000,00 NOK	
Class A Principal	-	0,00 NOK	0,00 EUR
Class B Interest (Post Principal Deficiency Trigger Event)	-	0,00 NOK	
Class B Principal	-	33 338 266,00 NOK	
Payments to the Reserve Fund	-	5 022 000,00 NOK	
Class C Notes Interest	-	653 080,00 NOK	
Class C notes Principal	-	0,00 NOK	
Interest Subordinated Loan, Principal Subordinated Loan	-	62 674,56 NOK	
Swap Subordinated Amounts	-	0,00 NOK	
Amounts due to seller for deemed collections refunded, refunds etc	-	0,00 NOK	
Payments to Seller	=	1 114 553,15 NOK	0,00 EUR

Bilkreditt 7 DAC
Monthly Investor Report

28. Transaction Costs

Reporting Date	31.12.2019
Payment date	27.12.2019
Period No	48
Monthly Period	Nov 2019
Interest Period	from 25.11.2019 to 27.12.2019 = 32 days



Transaction Costs

	All Notes	Class A	Class B	Class C
Senior Expenses	259 189,13 NOK			
Interest accrued for the Period	1 584 782,00 NOK	0,00 NOK	931 702,00 NOK	653 080,00 NOK
Cumulative Interest accrued	192 996 032,68 NOK	137 141 715,68 NOK	32 867 820,00 NOK	22 986 497,00 NOK
Interest Payments	1 584 782,00 NOK	0,00 NOK	931 702,00 NOK	653 080,00 NOK
Cumulative Interest Payments	192 996 032,68 NOK	137 141 715,68 NOK	32 867 820,00 NOK	22 986 497,00 NOK
Interest accrued on Subordinated Loan for the Period	62 674,56 NOK			
Cumulative Interest accrued on Subordinated Loan	21 053 089,84 NOK			
Interest Payments on Subordinated Loan	62 674,56 NOK			
Cumulative Interest Payments on Subordinated Loan	21 053 089,84 NOK			
Unpaid Interest for the Period	0,00 NOK			
Cumulative Unpaid Interest	0,00 NOK			

Bilkreditt 7 DAC
Monthly Investor Report

29. Swap Counterparty Data



Reporting Date	31.12.2019
Payment date	27.12.2019
Period No	48
Monthly Period	Nov 2019
Interest Period from	25.11.2019 to 27.12.2019 = 32 days

Swap Counterparty Data

Swap Counterparty Provider	Banco Santander
Swap Rating Trigger Breach	
Swap Collateral posted	0,00 EUR

Swap Data

Swap Type	Cross Currency Swap		
Swap Opening Balance	-	NOK	0,00 EUR
3M Nibor (Notes, Swap) (2 days prior to interest period begin date)	1,8600 %		
1M Euribor (Notes, Swap)	-0,4590 %		
Gross Amount Due to Swap Counterparty	-	NOK	
Gross Amount Due from Swap Counterparty	-	0,00 EUR	
EUR/NOK spot rate		N/A	

Bilkreditt 7 DAC
Monthly Investor Report

30. Contact Details



Santander Consumer Bank AS

Financial Markets

Anders Bruun-Olsen	+47 21 08 37 70	anders.bruun.olsen@santanderconsumer.no
Priscilla Halverson	+47 21 08 37 72	priscilla.halverson@santanderconsumer.no
Thomas Andrén Johansen	+47 91 82 42 44	thomas.andren.johansen@santanderconsumer.no
Joachim Joveng Rogne	+47 48 23 86 32	joachim.joveng.rogne@santanderconsumer.no
Morten Holme	+47 92 82 38 33	morten.holme@santanderconsumer.no

Risk

Christian Frederik Bull-Berg	+47 41 07 29 52	christian.frederik.bull.berg@santanderconsumer.no
------------------------------	-----------------	---

Reporting Date	31.12.2019
Payment date	27.12.2019
Period No	48
Monthly Period	Nov 2019
Interest Period	from 25.11.2019 to 27.12.2019 = 32 days